

proof
of work

note: this document is longer than necessary. it starts off with the most important then goes into less important stuff after

logo processes



01 - Artboard 1

Vincenzo's
Vincenzo's
Vincenzo's
Vincenzo's
Vincenzo's
Vincenzo's

02 - Artboard 2

Vincenzo's

03 - Artboard 3

Vincenzo's Vincenzo's
Vincenzo's Vincenzo's
Vincenzo's Vincenzo's
Vincenzo's Vincenzo's
Vincenzo's Vincenzo's
Vincenzo's Vincenzo's

04 - Artboard 4

Vincenzo's Vincenzo's Vincenzo's Vincenzo's Vincenzo's Vincenzo's
Vincenzo's Vincenzo's Vincenzo's Vincenzo's Vincenzo's Vincenzo's
Vincenzo's Vincenzo's Vincenzo's Vincenzo's Vincenzo's Vincenzo's
Vincenzo's Vincenzo's Vincenzo's Vincenzo's Vincenzo's Vincenzo's
Vincenzo's Vincenzo's Vincenzo's Vincenzo's Vincenzo's Vincenzo's
Vincenzo's Vincenzo's Vincenzo's Vincenzo's Vincenzo's Vincenzo's

05 - Artboard 5

VINNIE'S
vinnie's
vinnie's
vinnie's

06 - LOGO-BLACK

Vincenzo's

07 - LOGO-WHITE

Vincenzo's

08

09 - LOGO-BROWN

Vincenzo's

10

Vincenzo's

11 - LOGO-BLUE

Vincenzo's

Layers | Asset Export | Artboards

Search All

- Layer 1
 - ww
 - <Line>
 - V
 - 1967
 - incenzo's
 - <Line>
 - V
 - 1967
 - incenzo's
 - <Line>
 - V
 - 1967
 - incenzo's
 - <Line>
 - V
 - 1967
 - incenzo's
 - <Line>
 - V

Properties | Libraries

No Selection

Document

Units: Pixels

Artboard: 8

Edit Artboards

Ruler & Grids

Guides

Snap Options

Smart Guides Preferences...

Preferences

Keyboard Increment: 1 px

Use Preview Bounds

Scale Corners

Scale Strokes & Effects

Quick Actions

Document Setup | Preferences

Generate Vectors

Generate Vectors | Draw (Pencil)



firefly.adobe.com

lock in

- coolicons Ico...
- Online JSON...
- + New Tab
- Fi Adobe Firefly
- Fi Untitled - Mar...
- Untitled - Feb...

Fi < Generate image

Gallery Generate Edit Get Credits

▼ **General settings**


Model: GPT Image 1.5 ▼

Aspect ratio: Wide (3:2) ▼

▼ **Reference images (1/6)** ⓘ



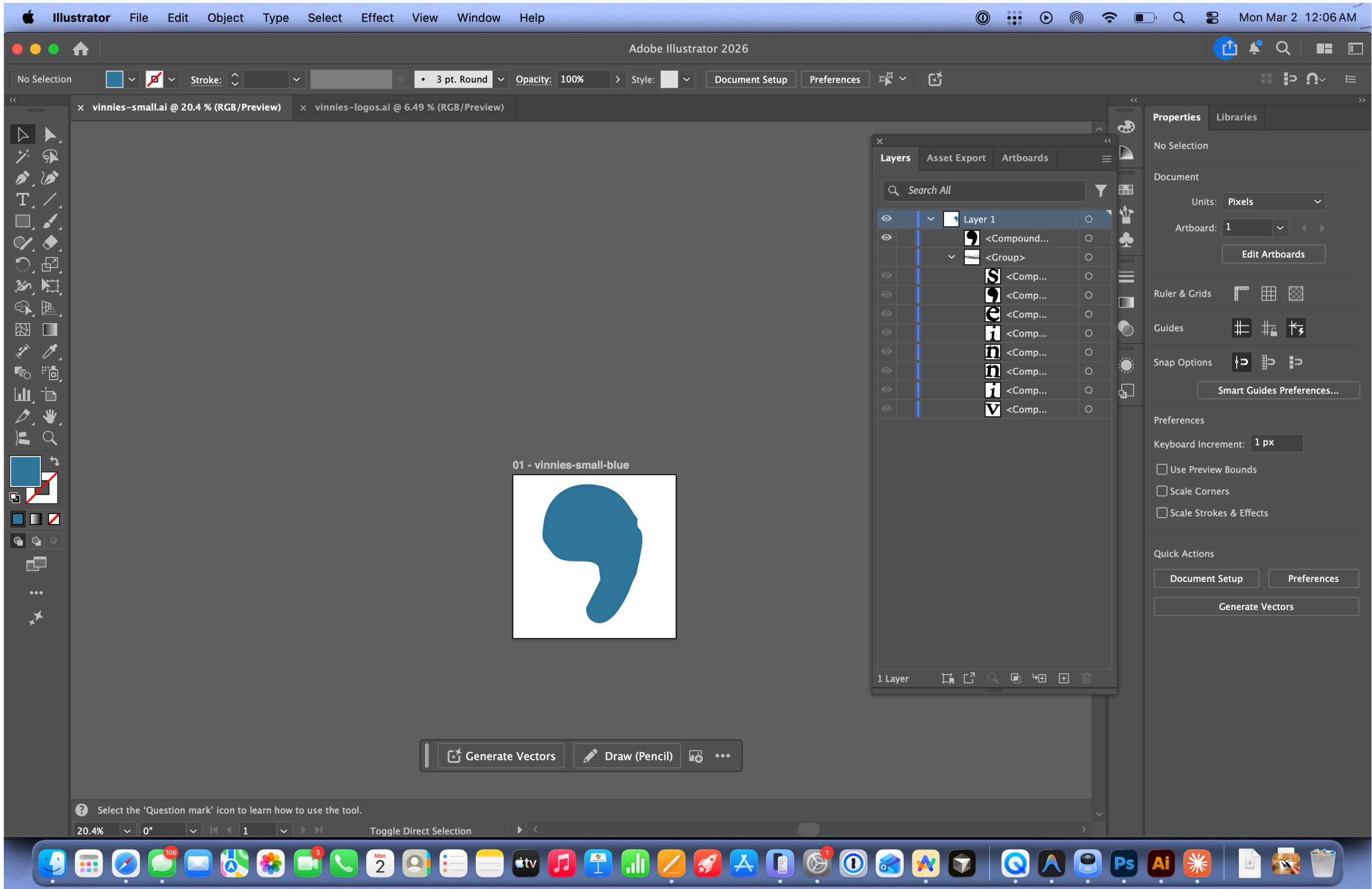
can you make this logo look a tiny tiny miniscule bit more handwritten so can you make it have some splatches and just not quite as perfect



Prompt: can you make this logo look a tiny tiny miniscule bit more handwritten so can you make it have some splatches and just not quite as perfect

Clear Subject reference x

Uses 0 credits Generate




video timelines

Source: video 3: Firefly the suit jacket falls off the arm. nothing mo >>

Program: video 3

Properties



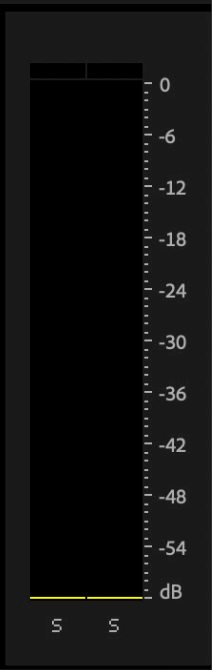
Select a clip in the timeline to view properties.

Timeline controls for the source clip, including timecode (00:00:02:12), zoom (Fit), and playback buttons.


Timeline controls for the program clip, including timecode (00:00:00:00), zoom (Fit), and playback buttons.

Media Browser panel showing project structure (Users, Network Drives, Creative Cloud) and a search for 'makesense.ai' with a 4:29 video clip.


Timeline panel showing sequence tracks (V3, V2, A1, A2, A3) and video clips with effects (fx) applied.



Source: video 3: Firefly the suit jacket falls off the arm. nothing mo >>



Program: VIDEO2



Properties

Firefly the people are making pasta. there isn't anyone else in t...

Transform 15

Fill Fit

Position 960 X 540 Y

Anchor point 640 X 360 Y

Scale 154 % 154 %

Rotation 0°

Opacity 100 %

Crop 15

Left 0.0 %

Top 0.0 %

Right 0.0 %

Adjust speed...

00:00:02:12 Fit 1/2

00:00:15:16 Fit 1/2 00:00:15:16

Project: VINNIES-1 Media Browser Adobe Stock

Users

- leoje
- Shan

Network Drives

Creative Cloud

Team Proj

Cloud Sync

- iCloud

1x

makesense.ai 4:29

Sequence 01 VIDEO1-FINISHED VIDEO2 video 3

00:00:15:16

entire project firefly
generation history

firefly.adobe.com

- Work
- Outdone
Unread Emails
- Personal
1 Recent
- LJ
Unread Emails
- Twilio Console
- DBR Lead Re...
- Gmail
Unread Emails
- + New Tab
- Adobe Firefly
- Vinnie's POW
- Adobe Express
- Hip Hop Mix |...
- Adobe Firefly
- Adobe Firefly
- Italian Upbeat...

New Arc Version Available

Fi Adobe Firefly


+ New

- Create
- Generate
- Boards
- Production
- Quick actions
- Your stuff**
- Custom models
- Gallery
- Photoshop
- Adobe Express


- Your files
- Shared with you
- Projects
- FIREFLY
- Favorites
- Generation history**
- Deleted

Generation history ⓘ


Video ⌵




Camera follows the man...
Video · 11 hours ago




Static locked-off camera...
Video · 11 hours ago




hand comes in. switches...
Video · 12 hours ago




the suit jacket falls off th...
Video · 12 hours ago




Static locked-off camera...
Video · 12 hours ago




Static locked-off camera...
Video · 13 hours ago




Static locked-off camera...
Video · 13 hours ago




Static locked-off camera...
Video · 21 hours ago




Static locked-off camera...
Video · 13 hours ago



Static locked-off camera...
Video · 13 hours ago



Static locked-off camera...
Video · 13 hours ago



Static locked-off camera...
Video · 13 hours ago

firefly.adobe.com

- Work
- Outdone
Unread Emails
- Personal
1 Recent
- LJ
Unread Emails
- Twilio Console
- DBR Lead Re...
- Gmail
Unread Emails
- + New Tab
- Adobe Firefly
- Vinnie's POW
- Adobe Express
- Hip Hop Mix |...
- Adobe Firefly
- Adobe Firefly
- Italian Upbeat...

New Arc Version Available

Fi Adobe Firefly

+ New

- Create
- Generate
- Boards
- Production
- Quick actions
- Your stuff
 - Custom models
 - Gallery
- Photoshop
- Adobe Express

- Your files
- Shared with you
- Projects
- FIREFLY
- Favorites
- Generation history
- Deleted

Generation history

Video

- a person with hands gra...
Video · 24 hours ago
- hands grab the top of the...
Video · 24 hours ago
- hands grab the top of the...
Video · 24 hours ago
- the hands grab the top of...
Video · 24 hours ago
- the cart and camera are...
Video · 1 day ago
- the cart and camera are...
Video · 1 day ago
- the people are making...
Video · 5 days ago
- the people are making...
Video · 5 days ago
- the storefront of vinnie's
Video · 5 days ago
- the storefront of vinnie's
Video · 5 days ago
- the storefront of vinnie's
Video · 5 days ago
- the storefront of vinnie's
Video · 5 days ago

firefly.adobe.com

- Work
- Outdone
Unread Emails
- Personal
1 Recent
- LJ
Unread Emails
- Twilio Console
- DBR Lead Re...
- Gmail
Unread Emails
- + New Tab
- Adobe Firefly
- Vinnie's POW
- Adobe Express
- Hip Hop Mix |...
- Adobe Firefly
- Adobe Firefly
- Italian Upbeat...

New Arc Version Available

Fi Adobe Firefly













+ New

- Create
- Generate
- Boards
- Production
- Quick actions
- Your stuff
 - Custom models
 - Gallery
 - Photoshop
 - Adobe Express

- Your files
- Shared with you
- Projects
- FIREFLY
- Favorites
- Generation history
- Deleted

Generation history

Video

 Static locked-off camera, ... Video • 5 days ago	 Static locked-off camera, ... Video • 5 days ago	 Static locked-off camera, ... Video • 5 days ago	 busy street. cars are ... Video • 5 days ago
 busy street. cars are ... Video • 5 days ago	 people are sitting and ... Video • 6 days ago	 people walking through ... Video • 6 days ago	 the barista is walking an ... Video • 6 days ago
 the cart and camera are ... Video • 6 days ago	 the cart and camera are ... Video • 6 days ago	 the cart and camera are ... Video • 6 days ago	 Static locked-off camera, ... Video • 6 days ago

firefly.adobe.com

- Work
- Outdone
Unread Emails
- Personal
1 Recent
- LJ
Unread Emails
- Twilio Console
- DBR Lead Re...
- Gmail
Unread Emails
- + New Tab
- Adobe Firefly
- Vinnie's POW
- Adobe Express
- Hip Hop Mix |...
- Adobe Firefly
- Adobe Firefly
- Italian Upbeat...

New Arc Version Available

Fi Adobe Firefly

+ New

- Create
- Generate
- Boards
- Production
- Quick actions
- Your stuff
 - Custom models
 - Gallery
- Photoshop
- Adobe Express

- Your files
- Shared with you
- Projects
- FIREFLY
- Favorites
- Generation history
- Deleted

Generation history

Image

Over the shoulder angle... Image · 11 hours ago	Camera positioned over... Image · 11 hours ago	Camera at seated eye lev... Image · 11 hours ago	Camera at seated eye lev... Image · 11 hours ago
Camera at hip height... Image · 12 hours ago	Low camera angle at kne... Image · 12 hours ago	Low camera angle sitting... Image · 12 hours ago	Wide shot of a small fami... Image · 12 hours ago
Identical framing, identic... Image · 12 hours ago	Medium shot of a classic... Image · 12 hours ago	Identical framing, identic... Image · 12 hours ago	Medium close-up of a... Image · 12 hours ago

firefly.adobe.com

- Work
- Outdone
Unread Emails
- Personal
1 Recent
- LJ
Unread Emails
- Twilio Console
- DBR Lead Re...
- Gmail
Unread Emails
- + New Tab
- Adobe Firefly
- Vinnie's POW
- Adobe Express
- Hip Hop Mix |...
- Adobe Firefly
- Adobe Firefly
- Italian Upbeat...

New Arc Version Available

Adobe Firefly

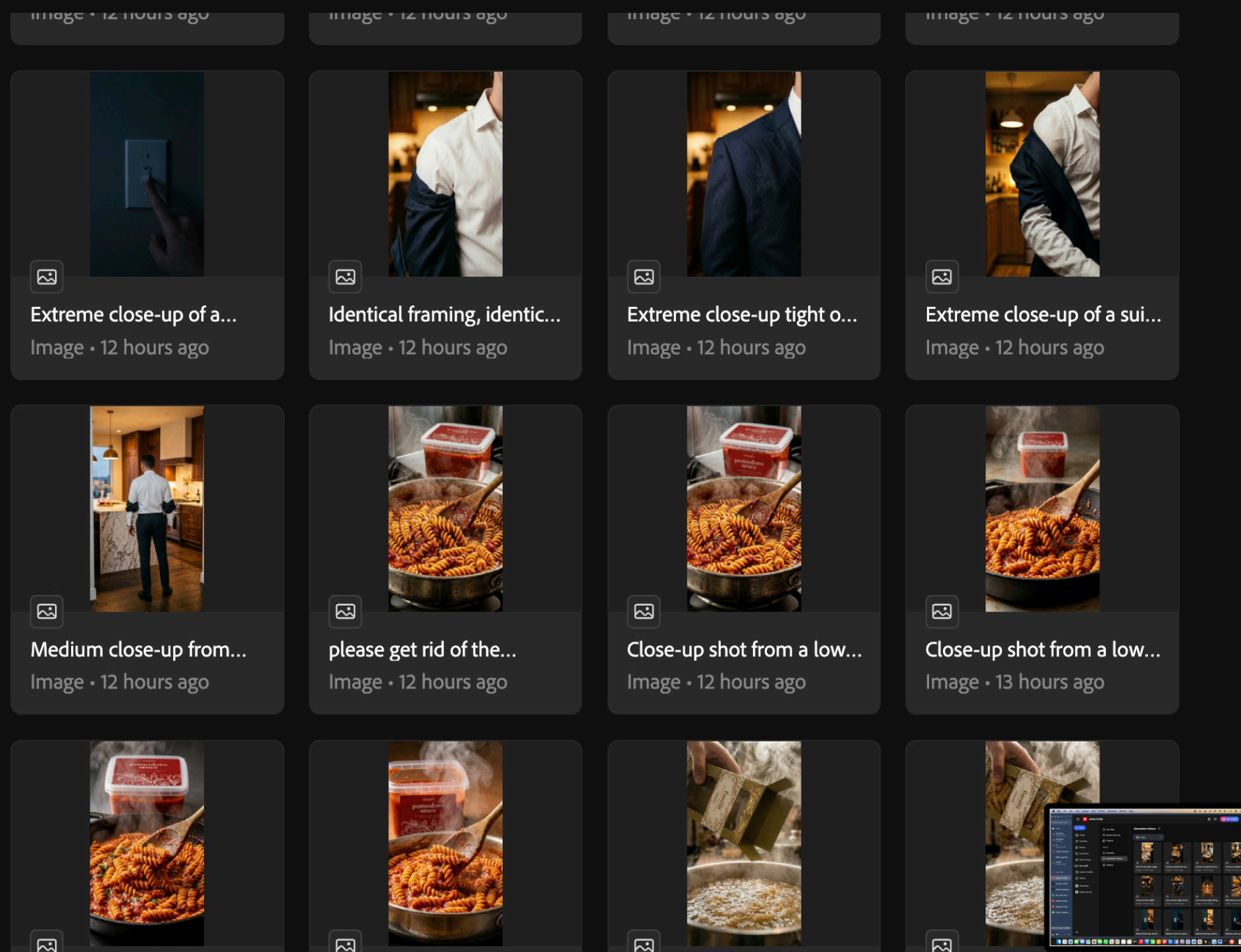
+ New

- Create
- Generate
- Boards
- Production
- Quick actions
- Your stuff
 - Custom models
 - Gallery
- Photoshop
- Adobe Express

- Your files
- Shared with you
- Projects
- FIREFLY
- Favorites
- Generation history
- Deleted

Generation history

Image



- Extreme close-up of a...
Image · 12 hours ago
- Identical framing, identic...
Image · 12 hours ago
- Extreme close-up tight o...
Image · 12 hours ago
- Extreme close-up of a sui...
Image · 12 hours ago
- Medium close-up from...
Image · 12 hours ago
- please get rid of the...
Image · 12 hours ago
- Close-up shot from a low...
Image · 12 hours ago
- Close-up shot from a low...
Image · 13 hours ago

firefly.adobe.com

- Work
- Outdone
Unread Emails
- Personal
1 Recent
- LJ
Unread Emails
- Twilio Console
- DBR Lead Re...
- Gmail
Unread Emails
- + New Tab
- Adobe Firefly
- Vinnie's POW
- Adobe Express
- Hip Hop Mix |...
- Adobe Firefly
- Adobe Firefly
- Italian Upbeat...

New Arc Version Available

Fi Adobe Firefly


+ New

- Create
- Generate
- Boards
- Production
- Quick actions
- Your stuff
 - Custom models
 - Gallery
- Photoshop
- Adobe Express


- Your files
- Shared with you
- Projects
- FIREFLY
- Favorites
- Generation history
- Deleted

Generation history ⓘ


Image ▼




Close-up shot from a low...
Image · 13 hours ago




Close-up shot from a low...
Image · 13 hours ago




Identical angle, identical...
Image · 13 hours ago




Identical angle, identical...
Image · 13 hours ago




Close-up shot from a low...
Image · 13 hours ago




Close-up shot from a low...
Image · 13 hours ago




Close-up shot from a low...
Image · 13 hours ago




Identical shot, identical...
Image · 21 hours ago




Identical shot, identical...
Image · 13 hours ago



Identical shot, identical...
Image · 13 hours ago



Close-up shot from a low...
Image · 13 hours ago



Eye-level shot...
Image · 13 hours ago

firefly.adobe.com

- Work
- Outdone
Unread Emails
- Personal
1 Recent
- LJ
Unread Emails
- Twilio Console
- DBR Lead Re...
- Gmail
Unread Emails
- + New Tab
- Adobe Firefly
- Vinnie's POW
- Adobe Express
- Hip Hop Mix |...
- Adobe Firefly
- Adobe Firefly
- Italian Upbeat...

New Arc Version Available

Adobe Firefly

+ New

- Create
- Generate
- Boards
- Production
- Quick actions
- Your stuff
 - Custom models
 - Gallery
- Photoshop
- Adobe Express

- Your files
- Shared with you
- Projects
- FIREFLY
- Favorites
- Generation history
- Deleted

Generation history

Image

Eye-level shot standing a... Image · 22 hours ago	Eye-level shot slightly... Image · 22 hours ago	Eye-level shot slightly... Image · 22 hours ago	Eye-level shot slightly... Image · 22 hours ago
Eye-level shot looking ov... Image · 22 hours ago	Vertical overhead POV... Image · 23 hours ago	Perfectly vertical overhe... Image · 23 hours ago	Perfectly vertical overhe... Image · 23 hours ago
Eye-level shot of a dark... Image · 22 hours ago	Eye-level shot of a dark... Image · 22 hours ago	Eye-level shot of a large... Image · 22 hours ago	Eye-level shot of a large... Image · 22 hours ago

firefly.adobe.com

- Work
- Outdone
Unread Emails
- Personal
1 Recent
- LJ
Unread Emails
- Twilio Console
- DBR Lead Re...
- Gmail
Unread Emails
- + New Tab
- Adobe Firefly
- Vinnie's POW
- Adobe Express
- Hip Hop Mix |...
- Adobe Firefly
- Adobe Firefly
- Italian Upbeat...

New Arc Version Available

Fi Adobe Firefly

+ New

- Create
- Generate
- Boards
- Production
- Quick actions
- Your stuff
 - Custom models
 - Gallery
- Photoshop
- Adobe Express

- Your files
- Shared with you
- Projects

FIREFLY

- Favorites
- Generation history
- Deleted

Generation history ⓘ

Image ▼

Eye-level shot of a large... Image · 24 hours ago	Eye-level shot of a large... Image · 24 hours ago	Eye-level shot of a large... Image · 24 hours ago	Eye-level shot of a large... Image · 24 hours ago
Eye-level shot of a large... Image · 24 hours ago	Eye-level shot of a white... Image · 24 hours ago	place the bottle of wine... Image · 1 day ago	place the bottle of wine... Image · 1 day ago

firefly.adobe.com

- Work
- Outdone
Unread Emails
- Personal
1 Recent
- LJ
Unread Emails
- Twilio Console
- DBR Lead Re...
- Gmail
Unread Emails
- + New Tab
- Adobe Firefly
- Vinnie's POW
- Adobe Express
- Hip Hop Mix |...
- Adobe Firefly
- Adobe Firefly
- Italian Upbeat...

New Arc Version Available

Fi Adobe Firefly





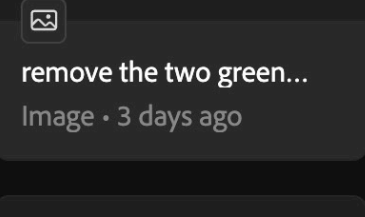
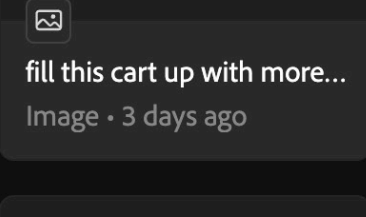
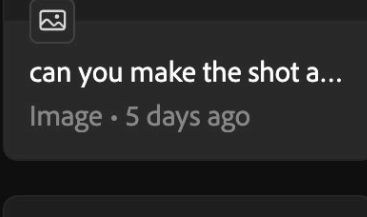
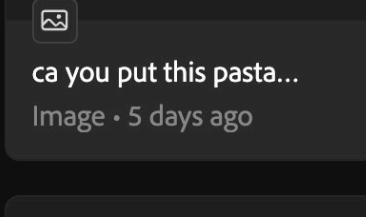







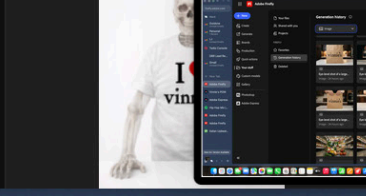
+ New

- Create
- Generate
- Boards
- Production
- Quick actions
- Your stuff
 - Custom models
 - Gallery
- Photoshop
- Adobe Express

- Your files
- Shared with you
- Projects
- FIREFLY
- Favorites
- Generation history
- Deleted

Generation history

Image

fill this cart up to be abo... Image · 3 days ago	fill this cart up with more... Image · 3 days ago	fill this cart up with more... Image · 3 days ago	remove the two green... Image · 3 days ago
			
remove the two green... Image · 3 days ago	fill this cart up with more... Image · 3 days ago	can you make the shot a... Image · 5 days ago	ca you put this pasta... Image · 5 days ago
			
remove the chairs and... Image · 5 days ago	Low angle shot, slightly... Image · 6 days ago	make a conveyer belt in a... Image · 6 days ago	make a conveyer belt in a... Image · 6 days ago
			
			

mockup / shot specific /
photoshop etc

firefly.adobe.com

Generate image

Gallery Generate Edit

Get Credits

Work

- Outdone Unread Emails
- Personal 1 Recent
- LJ Unread Emails
- Twilio Console
- DBR Lead Re...
- Gmail Unread Emails

New Tab

- Vinnie's POW
- Adobe Express
- Hip Hop Mix [...]
- Adobe Firefly
- Adobe Firefly
- Italian Upbeat...

New Arc Version Available

General settings

Model Gemini 3.1 (w/ Nano Banana 2)

Aspect ratio Vertical (9:16)

Resolution 2K

Use Google Search

Reference images (0/6)

Vertical overhead POV shot looking straight down, hands entering from the bottom of the frame

Download

New images

Prompt
bread on a cutting board. The kitchen behind is modern-rustic — clean white marble countertops, warm wood cabinetry, pendant lights glowing warmly overhead adding brightness to the scene. Room is warmer and brighter than candlelight alone — a mix of warm overhead pendant light and candles together. Everything feels cozy but open and airy rather than dark and cave-like. Faces clearly visible and warm. Film grain. 35mm. 9:16 vertical framing. Photorealistic.

Uses 0 credits

Generate

firefly.adobe.com

Work

- Outdone Unread Emails
- Personal 1 Recent
- LJ Unread Emails
- Twilio Console
- DBR Lead Re...
- Gmail Unread Emails

New Tab

- Vinnie's POW
- Adobe Express
- Hip Hop Mix [...]
- Adobe Firefly
- Adobe Firefly
- Italian Upbeat...

New Arc Version Available

General settings

Model Gemini 3.1 (w/ Nano Banana 2)

Aspect ratio Vertical (9:16)

Resolution 2K

Use Google Search

Reference images (0/6)

Uses 0 credits

Generate

firefly.adobe.com

Gallery Generate Edit

Eye-level shot of a dark wine bottle being tilted and pouring deep red wine into a large crystal

Download

New images

Prompt
bread on a cutting board. The kitchen behind is modern-rustic — clean white marble countertops, warm wood cabinetry, pendant lights glowing warmly overhead adding brightness to the scene. Room is warmer and brighter than candlelight alone — a mix of warm overhead pendant light and candles together. Everything feels cozy but open and airy rather than dark and cave-like. Faces clearly visible and warm. Film grain. 35mm. 9:16 vertical framing. Photorealistic.

Uses 0 credits

Generate

firefly.adobe.com

Work

- Outdone Unread Emails
- Personal 1 Recent
- LJ Unread Emails
- Twilio Console
- DBR Lead Re...
- Gmail Unread Emails

New Tab

- Vinnie's POW
- Adobe Express
- Hip Hop Mix [...]
- Adobe Firefly
- Adobe Firefly
- Italian Upbeat...

New Arc Version Available

General settings

Model Veo 3.1 Fast

Resolution 1080p

Aspect ratio Vertical (9:16)

Frames per second 24 FPS

Duration 6 seconds

Audio

Frames

Advanced settings

Seed 732368

Static locked-off camera, zero movement for the entire duration. The shot begins on the before frame — box fully tilted, top flaps spread wide open, completely full, nothing falling yet, violent rolling boil below, steam already rising thick. Half a second of stillness. Then the pasta releases — a dense fast rushing stream of fusilli spirals pours straight down out of t

Uses 60 credits

firefly.adobe.com

Work

- Outdone Unread Emails
- Personal 1 Recent
- LJ Unread Emails
- Twilio Console
- DBR Lead Re...
- Gmail Unread Emails

New Tab

- Vinnie's POW
- Adobe Express
- Hip Hop Mix [...]
- Adobe Firefly
- Adobe Firefly
- Italian Upbeat...

New Arc Version Available

General settings

Model Veo 3.1 Fast

Resolution 1080p

Aspect ratio Vertical (9:16)

Frames per second 24 FPS

Duration 6 seconds

Audio

Frames

Last

Advanced settings

Seed 732368

Static locked-off camera, zero movement for the entire duration. The shot begins on the before frame — wooden spoon sitting still in the pan, fusilli and red pomodoro sauce just combined, sauce pooling and beginning to bubble gently at the edges, light steam rising. Half a second of stillness. Then the hand grips the spoon and begins stirring — a slow deliberate

Uses 60 credits

firefly.adobe.com

Work

- Outdone Unread Emails
- Personal 1 Recent
- LJ Unread Emails
- Twilio Console
- DBR Lead Re...
- Gmail Unread Emails

New Tab

- Vinnie's POW
- Adobe Express
- Hip Hop Mix [...]
- Adobe Firefly
- Adobe Firefly
- Italian Upbeat...

New Arc Version Available

General settings

Model Veo 3.1 Fast

Resolution 1080p

Aspect ratio Vertical (9:16)

Frames per second 24 FPS

Duration 6 seconds

Audio

Frames

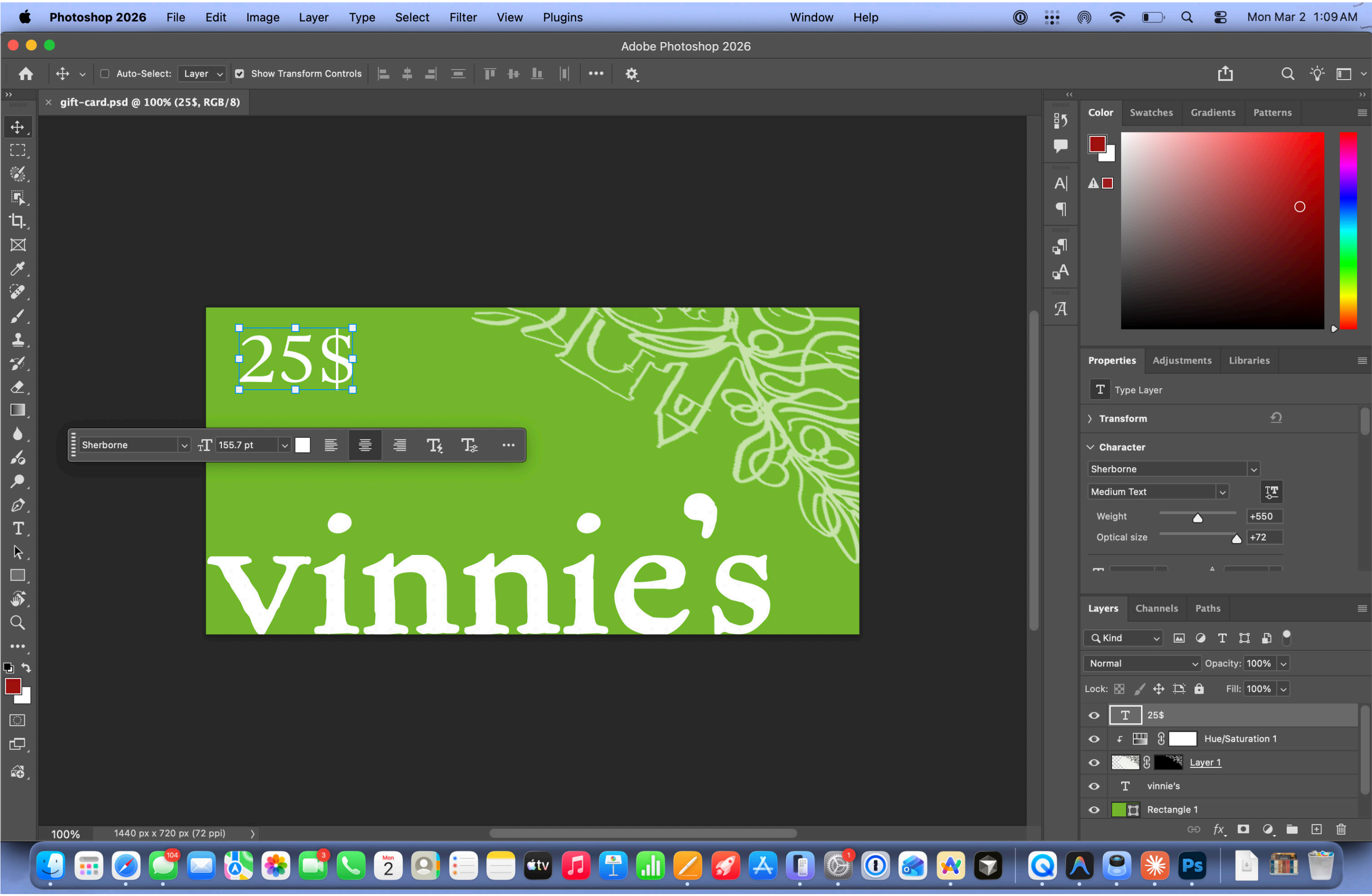
Last

Advanced settings

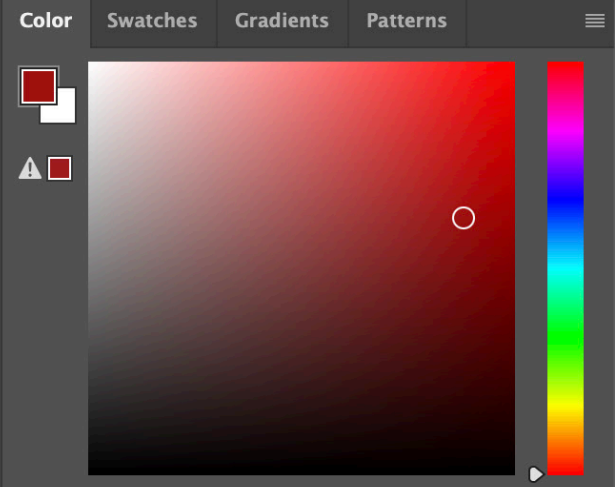
Seed 732368

Static locked-off camera, zero movement for the entire duration. The shot begins on the before frame — wooden spoon sitting still in the pan, fusilli and red pomodoro sauce just combined, sauce pooling and beginning to bubble gently at the edges, light steam rising. Half a second of stillness. Then the hand grips the spoon and begins stirring — a slow deliberate

Uses 60 credits



Sherborne 155.7 pt



Properties panel showing Type Layer settings: Transform, Character (Sherborne, Medium Text, Weight +550, Optical size +72).

Layers panel showing a list of layers: 25\$, Hue/Saturation 1, Layer 1, vinnie's, Rectangle 1.

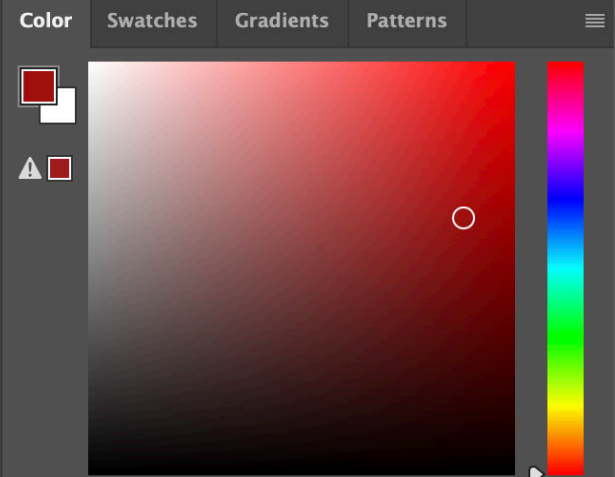




vinnie's
pomodoro
sauce

Ingredients: Love, tomatos,
water, other stuff

Sherborne 16 pt



Properties Adjustments Libraries

Type Layer

Transform

Character

Sherborne

Thin Text

Weight +250

Optical size +72

Layers Channels Paths

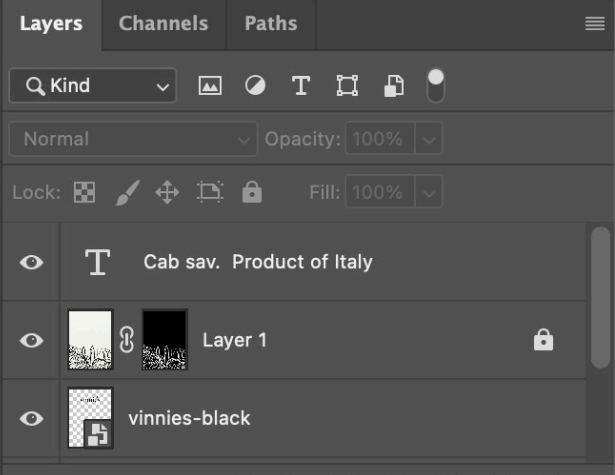
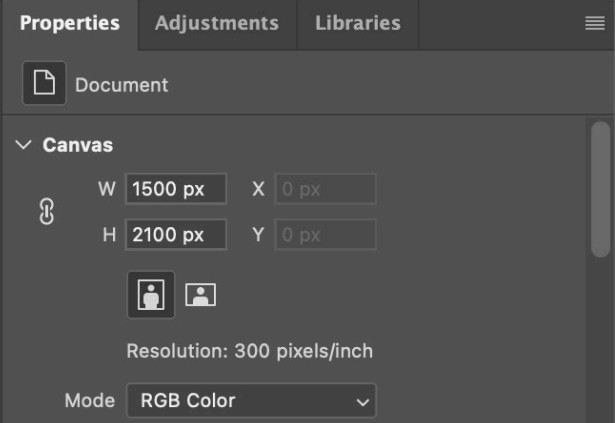
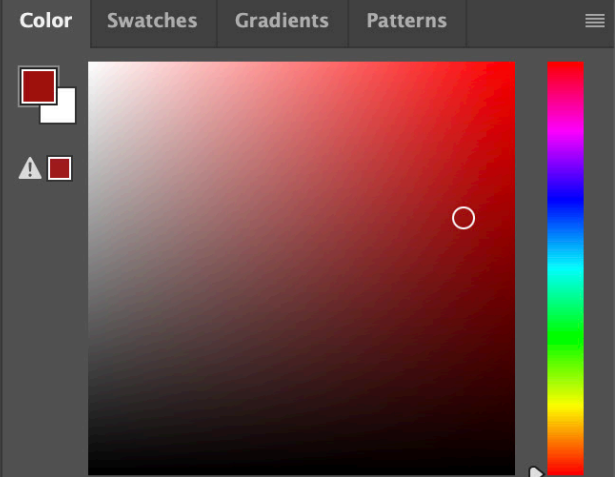

Kind

Normal Opacity: 100%

Lock: Fill: 100%

- Ingredients: Love, tomatos, water, other stuff
- pomodoro sauci
- vinnies-black





firefly.adobe.com

lock in

- coolicons Ico...
- Online JSON...
- + New Tab
- Fi Adobe Firefly
- Fi Untitled - Mar...
- Untitled - Feb...

Fi < Generate image

Gallery Generate Edit

General settings



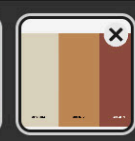

Model: Gemini 3 (w/ Nano Banana Pro)

Aspect ratio: Portrait (3:4)

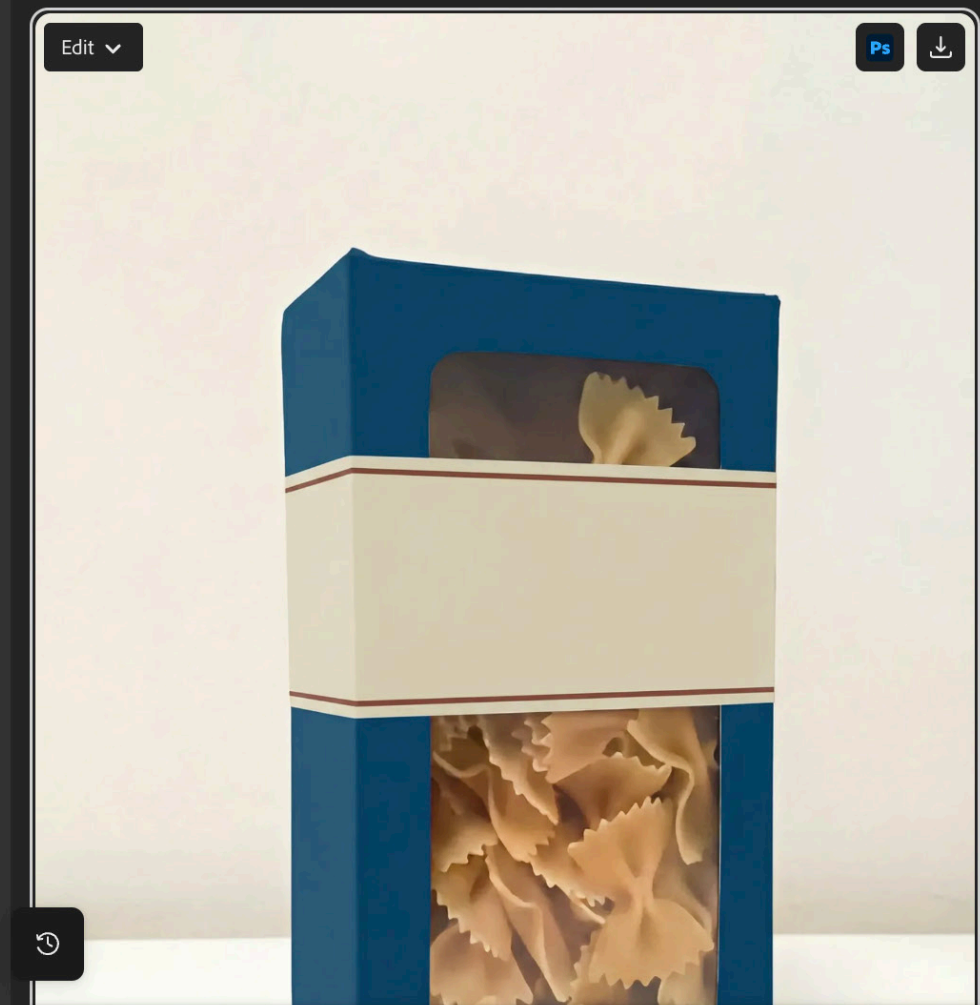
Resolution: 2K

Use Google Search:

Reference images (2/6)



Using this exact box as a reference — same shape, same proportions, same clear window panel — redesign only the surface design. No text, no logo, no writing. Repl [Download](#)



Prompt
Using this exact box as a reference — same shape, same proportions, same clear window panel — redesign only the surface design. No text, no logo, no writing. Replace the black and white with deep navy #074973 for the main box body. The area that was the white band becomes a warm cream #D9D1BA panel, subtle and flush — no harsh borders. Add a single thin #8C4D3F rule line along the top and bottom edge of the cream panel. Matte finish throughout. Nothing else. No patterns, no illustrations, no decorative elements. Just clean colour blocking with the palette applied to the existing box structure.

Clear Reference image x Reference image x Uses 0 credits **Generate**

Mac OS menu bar: Arc File Edit View Spaces Tabs Archive Extensions Window Help | Mon Mar 2 11:45 AM

Browser tabs: firefly.adobe.com

Left sidebar (lock in): coolicons Ico..., Online JSON..., New Tab, Vinnie's POW, Vinnies Pitch, eataly interior, Adobe Photos..., eataly, Writing effect..., eataly interior, Adobe Firefly, Claude Status, Adobe Express, Adobe Firefly

Firefly interface: Generate image | Gallery Generate Edit | Get Credits

General settings: Model: Gemini 3 (w/ Nano Banana Pro) | Aspect ratio: Landscape (4:3) | Resolution: 2K | Use Google Search: Off

Reference images (2/6): [Image 1] [Image 2]

Image 1: A bar with a white backboard and wooden stools.

Prompt: replace the navy backboard with the vinnies logo. the logo is metal and is 3d on the wall. its blurry and in the background. its large. the same size as the navy board in

Image 2: A bar with a white brick wall featuring a large, 3D "vinnies" logo.

Download button: Downloading... x

Prompt: replace the navy backboard with the vinnies logo. the logo is metal and is 3d on the wall. its blurry and in the background. its large. the same size as the navy board in the back the colour is black. remove the navy board. do not change anything else about the image.

Mac dock: [Icons for various applications]

Mac OS menu bar: Arc File Edit View Spaces Tabs Archive Extensions Window Help | Mon Mar 2 11:46 AM

Browser tabs: firefly.adobe.com

Left sidebar (lock in): coolicons Ico..., Online JSON..., New Tab, Vinnie's POW, Vinnies Pitch, eataly interior, Adobe Photos..., eataly, Writing effect..., eataly interior, Adobe Firefly, Claude Status, Adobe Express, Adobe Firefly

Firefly interface: Generate image | Gallery Generate Edit | Get Credits

General settings: Model: Gemini 3 (w/ Nano Banana Pro) | Aspect ratio: Landscape (4:3) | Resolution: 2K | Use Google Search: Off

Reference images (2/6): [Image 1] [Image 2]

Image 1: A bar with a white backboard and wooden stools.

Prompt: Using this exact bar layout as reference. Same wraparound counter with bar stools, same warm wood panelling on the counter face, same open shelving behind the b

Image 2: A bar with a white brick wall featuring a large, 3D "vinnies" logo.

Image 3: A bar with a white brick wall featuring a large, 3D "vinnies" logo.

Image 4: A bar with a white brick wall featuring a large, 3D "vinnies" logo.

Download button: New Images

Prompt: replace the navy backboard with the vinnies logo. the logo is metal and is 3d on the wall. its blurry and in the background. its large. the same size as the navy board in the back the colour is black. remove the navy board. do not change anything else about the image.

Mac dock: [Icons for various applications]

firefly.adobe.com

lock in

- coolicons Ico...
- Online JSON...
- New Tab
- Vinnie's POW
- Vinnies Pitch
- eataly interior
- Adobe Photos...
- eataly
- Writing effect...
- eataly interior
- Claude Status
- Adobe Express
- Adobe Firefly

Generate image

Gallery Generate Edit

Get Credits

General settings


Model: Gemini 3 (w/ Nano Banana Pro)

Aspect ratio: Landscape (4:3)


Resolution: 2K

Use Google Search:

Reference images (2/6)



Long coffee bar counter running the full left side, white marble surface, espresso machine at the far end, bar stools tucked underneath. Tall white wooden shelving un



Using this exact bar layout as reference. Same wraparound counter with bar stools, same warm wo

Prompt: replace the navy backboard with the vinnies logo. the logo is metal and is 3d on the wall. its blurry and in the background. its large. the same size as the navy board in the back the colour is black. remove the navy board. do not change anything else about the image.

Clear Reference image x Reference image x

firefly.adobe.com

lock in

- coolicons Ico...
- Online JSON...
- New Tab
- Vinnie's POW
- Vinnies Pitch
- eataly interior
- Adobe Photos...
- eataly
- Writing effect...
- eataly interior
- Claude Status
- Adobe Express
- Adobe Firefly

Generate image

Gallery Generate Edit

Get Credits

General settings


Model: Gemini 3 (w/ Nano Banana Pro)

Aspect ratio: Landscape (4:3)


Resolution: 2K

Use Google Search:

Reference images (2/6)



replace the navy backboard with the vinnies logo. the logo is metal and is 3d on the wall. its blurry and in the background. its large. the same size as the navy board in the back the colour is black. remove the navy board. do not change anything else about the image.



Downloading...

Prompt: replace the navy backboard with the vinnies logo. the logo is metal and is 3d on the wall. its blurry and in the background. its large. the same size as the navy board in the back the colour is black. remove the navy board. do not change anything else about the image.

Clear Reference image x Reference image x

Uses 0 credits

Generate

Mac OS desktop showing the Arc browser window with the Adobe Firefly interface. The browser title bar includes "Arc", "File", "Edit", "View", "Spaces", "Tabs", "Archive", "Extensions", "Window", and "Help". The address bar shows "firefly.adobe.com". The interface includes a sidebar with "lock in" and a list of extensions: coolicons Ico..., Online JSON..., New Tab, Vinnie's POW, Vinnies Pitch, eataly interior, Adobe Photos..., eataly, Writing effect..., eataly interior, Claude Status, Adobe Express, and Adobe Firefly. The main panel shows "General settings" with "Model" set to "Gemini 3 (w/ Nano Banana Pro)", "Aspect ratio" set to "Landscape (4:3)", and "Resolution" set to "2K". Under "Reference images (2/6)", two images are visible. The prompt area contains the text: "replace the navy backboard with the vinnies logo. the logo is metal and is 3d on the wall. its blurry and in the background. its large. the same size as the navy board in the back the colour is black. remove the navy board. do not change anything else about the image." The generated image shows a coffee shop interior with a bar counter and a display case.

Mac OS desktop showing the Arc browser window with the Adobe Firefly interface. The browser title bar includes "Arc", "File", "Edit", "View", "Spaces", "Tabs", "Archive", "Extensions", "Window", and "Help". The address bar shows "firefly.adobe.com". The interface includes a sidebar with "lock in" and a list of extensions: coolicons Ico..., Online JSON..., Tidy | Clear, New Tab, Vinnie's POW, Vinnies Pitch, eataly interior, Adobe Photos..., eataly, Writing effect..., eataly interior, Claude Status, Adobe Express, Adobe Fir..., and Firefly_Gemini... The main panel shows "General settings" with "Model" set to "Gemini 3 (w/ Nano Banana Pro)", "Aspect ratio" set to "Landscape (4:3)", and "Resolution" set to "2K". Under "Reference images (2/6)", two images are visible. The prompt area contains the text: "replace the navy backboard with the vinnies logo. the logo is metal and is 3d on the wall. its blurry and in the background. its large. the same size as the navy board in the back the colour is black. remove the navy board. do not change anything else about the image." The generated image shows a coffee shop interior with a bar counter and a display case, with the "vinnies" logo prominently displayed on the wall behind the counter.

- lock in
- coolicons Ico...
- Online JSON...
- + New Tab
- Vinnie's POW
- Vinnies Pitch
- eataly interior
- Adobe Photos...
- eataly
- Writing effect...
- eataly interior
- Claude Status
- Adobe Express
- Adobe Firefly

firefly.adobe.com

Generate image

Gallery Generate Edit

Get Credits

General settings


Model: Gemini 3 (w/ Nano Banana Pro)

Aspect ratio: Landscape (4:3)

Resolution: 2K

Use Google Search

Reference images (2/6)



Wide shot, eye level, static. Large open Italian market dining area, Eataly-style. High industrial ceiling with exposed pipes and warm globe pendant lights hanging low



eye level, wide shot, static. Floor to ceiling white wooden wine shelving un

Prompt
replace the navy backboard with the vinnies logo. the logo is metal and is 3d or
remove the navy board. do not change anything else about the image.

Clear Reference image x Reference image x

firefly.adobe.com

Generate image

Gallery Generate Edit

Get Credits

General settings

Model: Gemini 3 (w/ Nano Banana Pro)

Aspect ratio: Landscape (4:3)

Resolution: 2K

Use Google Search

Reference images (2/6)



replace the navy backboard with the vinnies logo. the logo is metal and is 3d on the wall. its blurry and in the background. its large. the same size as the navy board ir



Prompt
replace the navy backboard with the vinnies logo. the logo is metal and is 3d on the wall. its blurry and in the background. its large. the same size as the navy board in the back colour is black.
remove the navy board. do not change anything else about the image.

Clear Reference image x Reference image x Uses 0 credits Generate

firefly.adobe.com

lock in

- coolicons Ico...
- Online JSON...
- New Tab
- Vinnie's POW
- Vinnies Pitch
- eataly interior
- Adobe Photos...
- eataly
- Writing effect...
- eataly interior
- Claude Status
- Adobe Express
- Adobe Firefly

Generate image

Gallery Generate Edit

Get Credits

General settings


Model: Gemini 3 (w/ Nano Banana Pro)

Aspect ratio: Landscape (4:3)


Resolution: 2K

Use Google Search


Reference images (2/6)



Wide shot, eye level, static camera, standing behind the glass deli counter looking out into the store. In the immediate foreground, the inside of the glass display case



Wide shot, eye level, static camera, standing mid-store looking diagonally across the space. Black metal wire shelving units dominate the frame on both sides — fully sto



Prompt: replace the navy backboard with the vinnies logo. the logo is metal and is 3d on the wall. its blurry and in the background. its large. the same size as the navy board in the back remove the navy board. do not change anything else about the image.

Clear Reference image x Reference image x

firefly.adobe.com

lock in

- coolicons Ico...
- Online JSON...
- New Tab
- Vinnie's POW
- Vinnies Pitch
- eataly interior
- Adobe Photos...
- eataly
- Writing effect...
- eataly interior
- Claude Status
- Adobe Express
- Adobe Firefly

Generate image

Gallery Generate Edit

Get Credits

General settings


Model: Gemini 3 (w/ Nano Banana Pro)

Aspect ratio: Landscape (4:3)


Resolution: 2K

Use Google Search


Reference images (2/6)



Wide shot, eye level, static camera, standing mid-store looking diagonally across the space. Black metal wire shelving units dominate the frame on both sides — fully



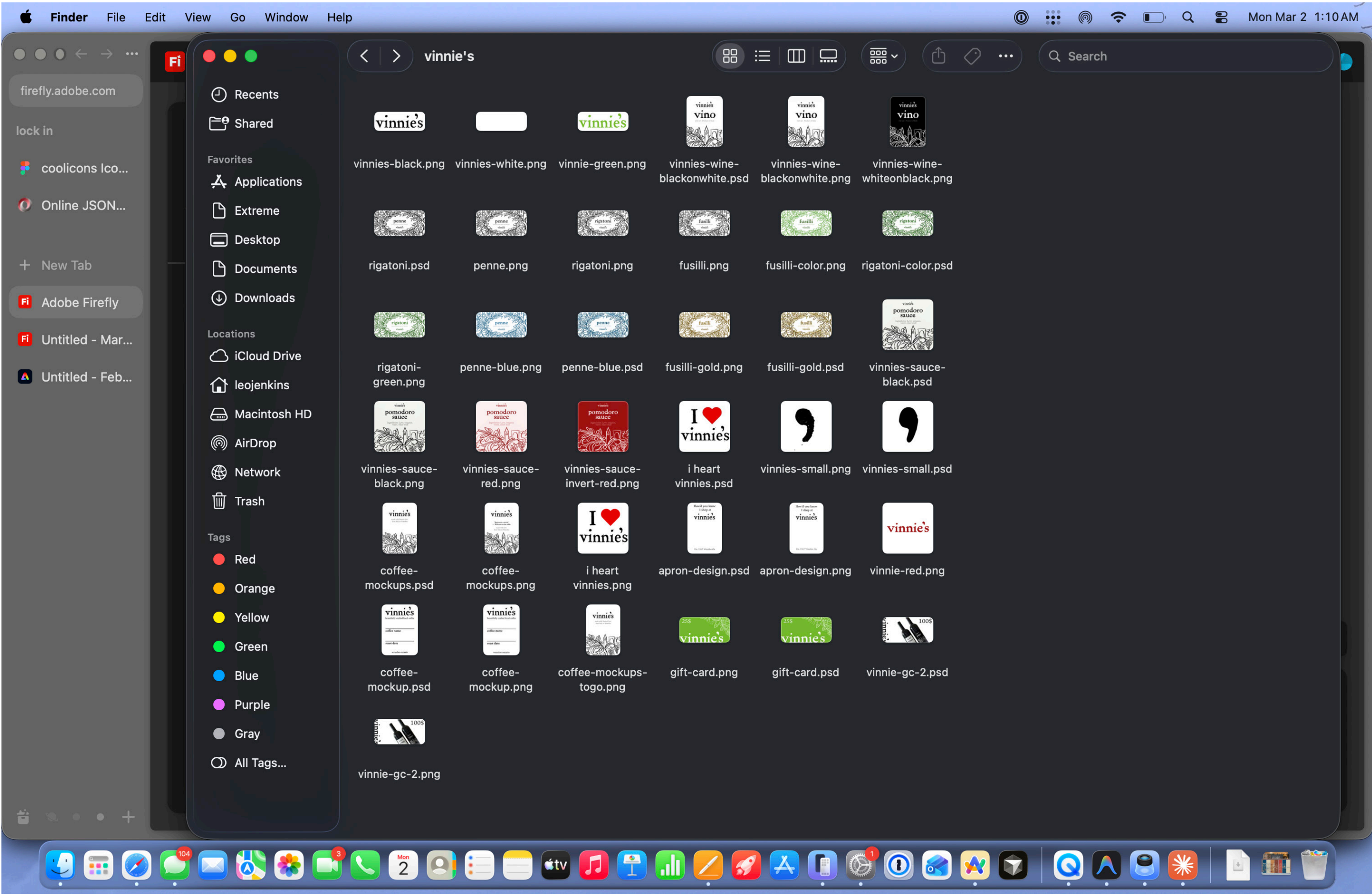
Wide shot, eye level, static camera, standing at the edge of the seating area looking across it toward the store. In the foreground, the long communal oak table running left to right ac

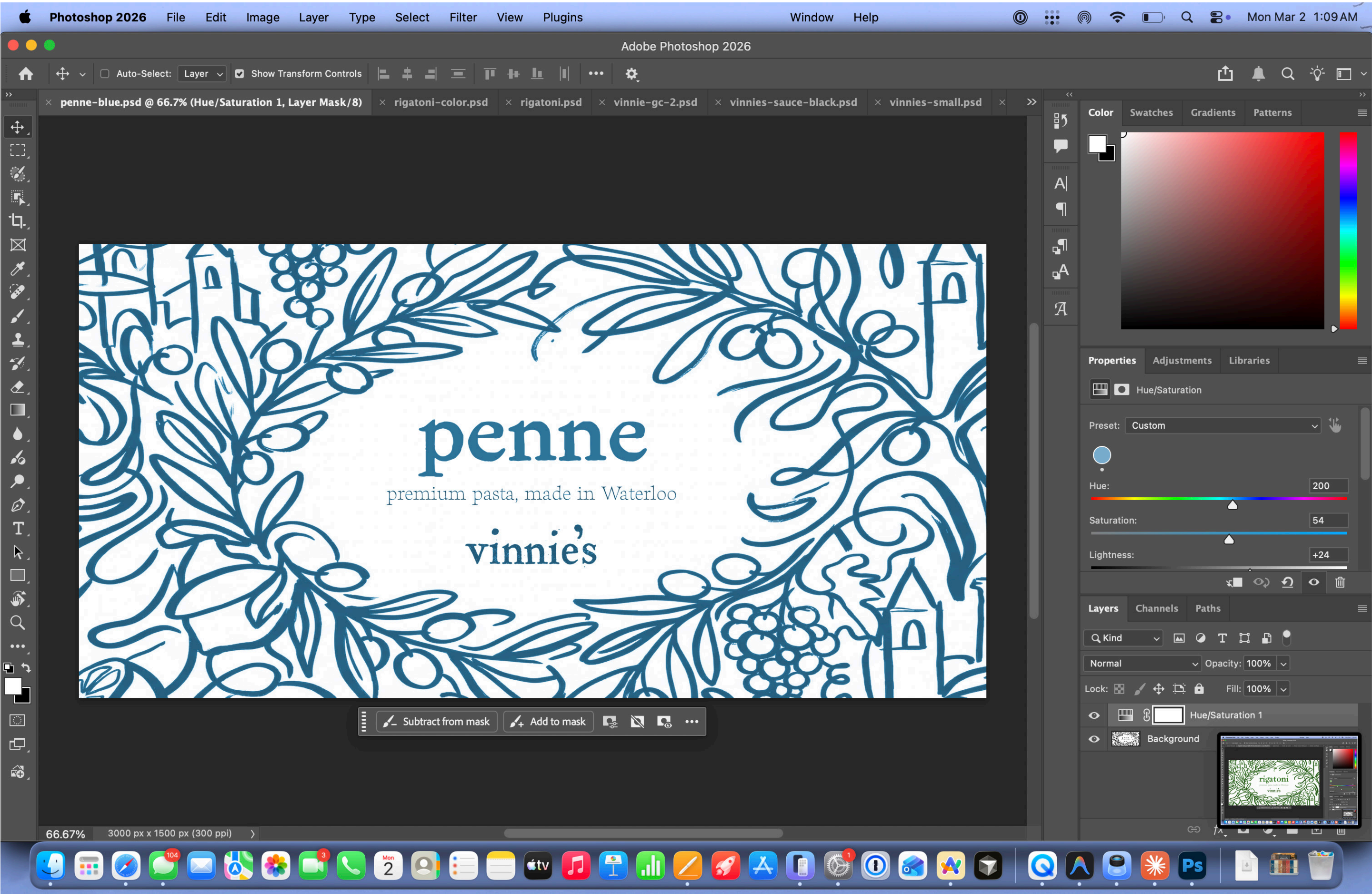


Prompt: replace the navy backboard with the vinnies logo. the logo is metal and is 3d on the wall. its blurry and in the background. its large. the same size as the navy board in the back the colour is black. remove the navy board. do not change anything else about the image.

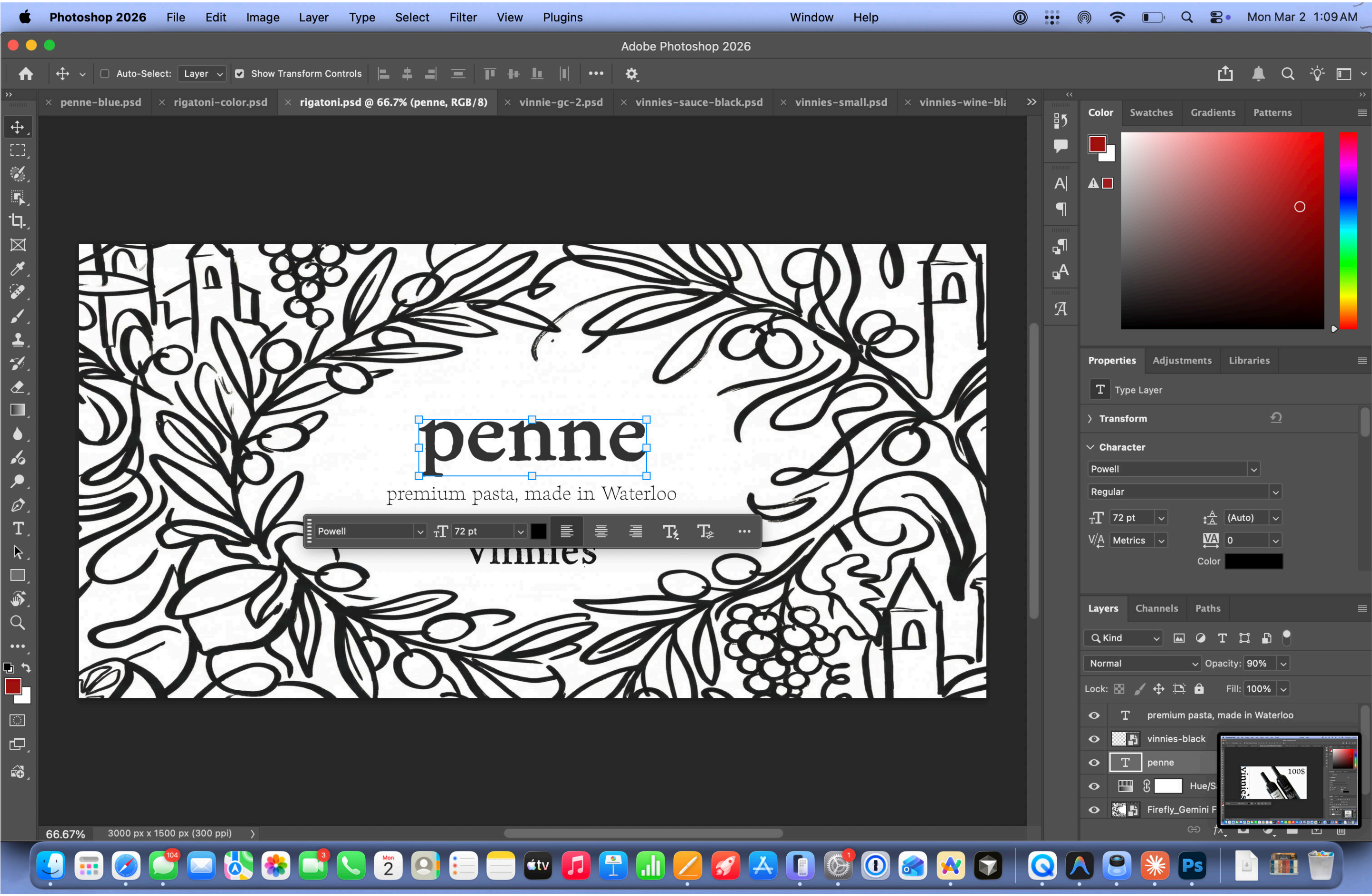
Clear Reference image x Reference image x

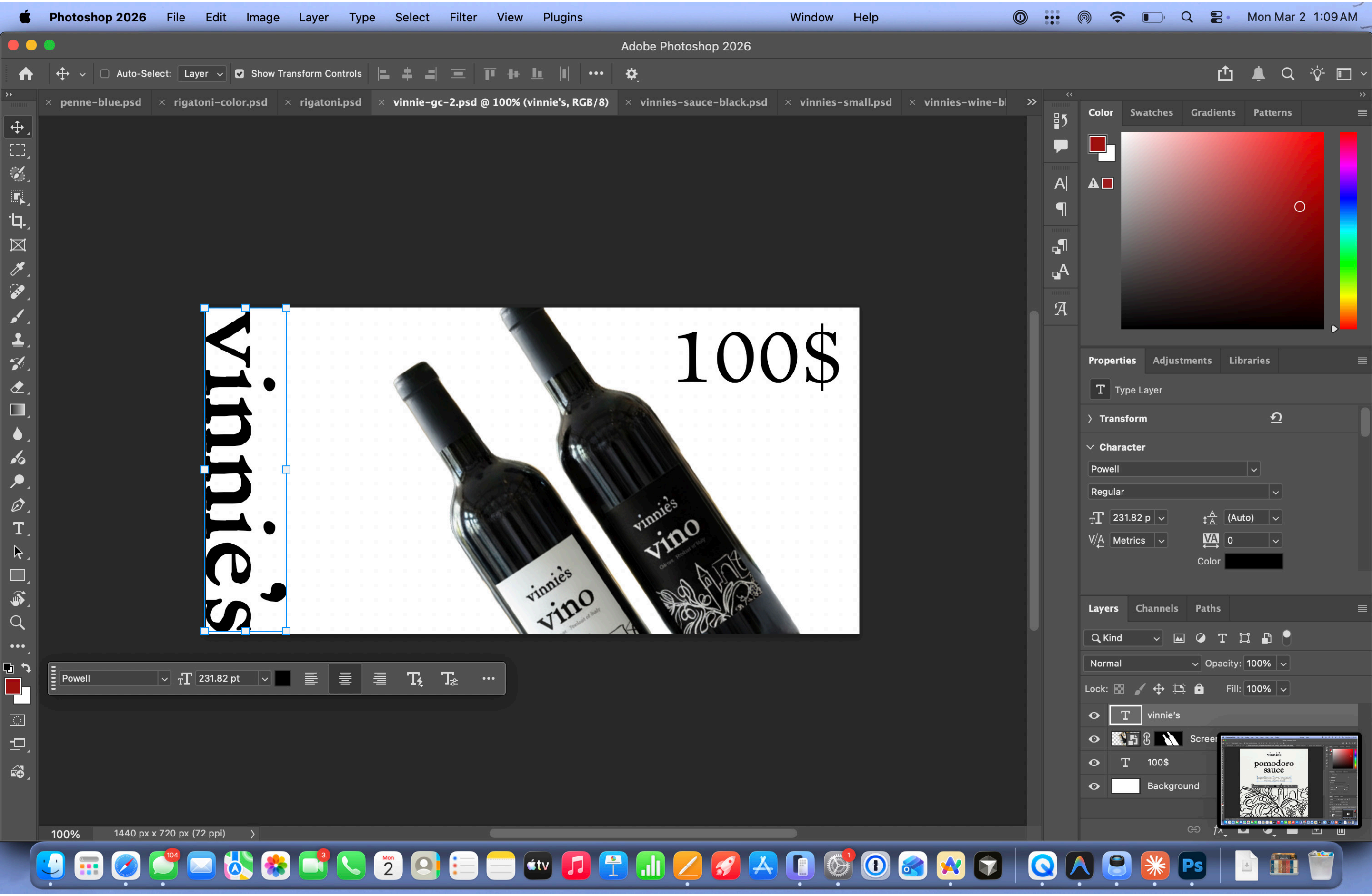
Uses 0 credits

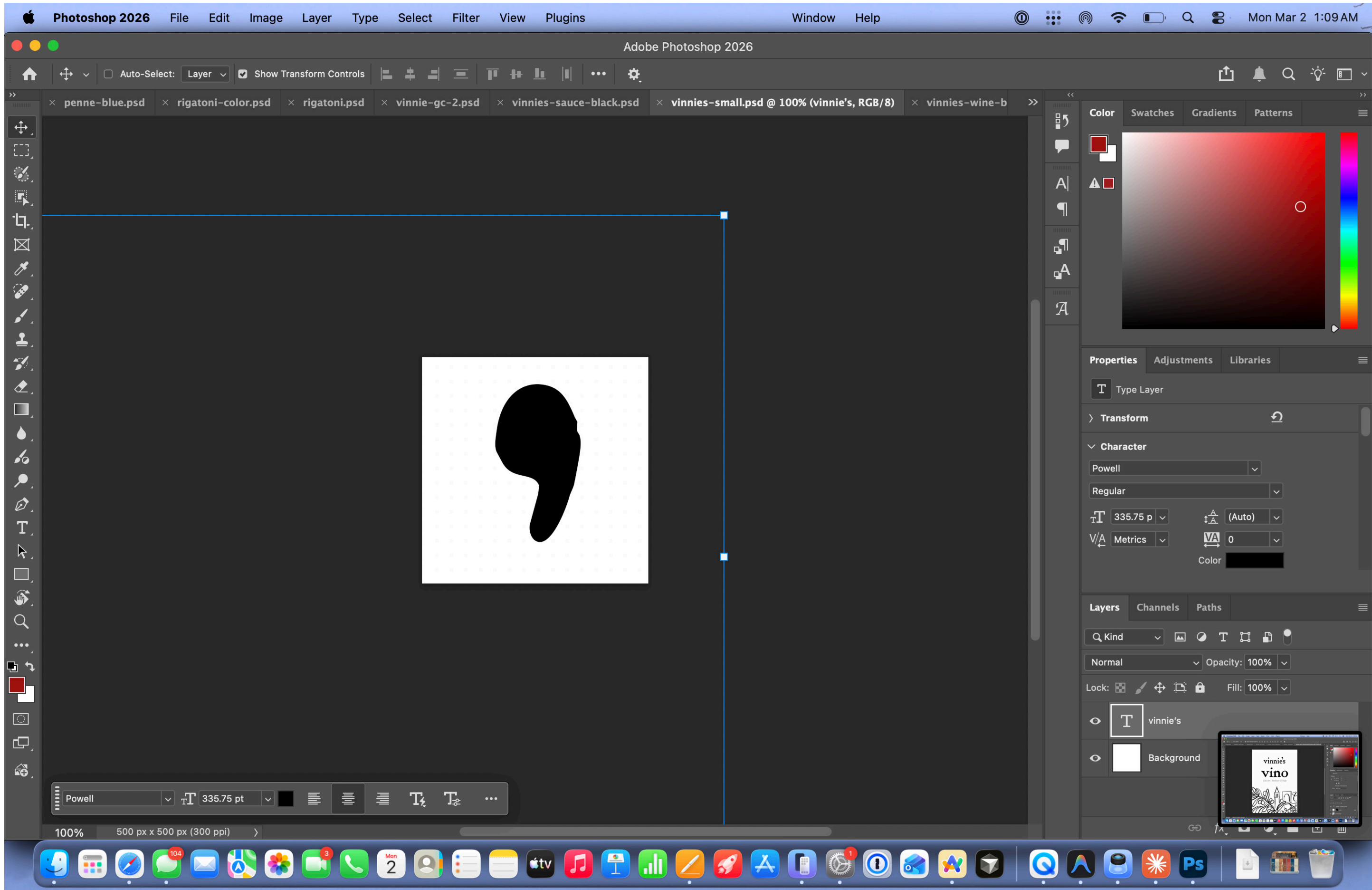












firefly.adobe.com

lock in

- coolicons Ico...
- Online JSON...

+ New Tab

- Adobe Firefly
- Untitled - Mar...
- Untitled - Feb...

Fi < Generate image


Gallery **Generate** Edit

General settings

Model: GPT Image 1.5

Aspect ratio: Wide (3:2)

Reference images (0/6)



A bright Italian deli counter scene, photorealistic, shot with a 35mm lens. White marble countertop in the foreground, slightly out of focus, with enough flat surface space to place a product box. [Download](#)



Prompt

A bright Italian deli counter scene, photorealistic, shot with a 35mm lens. White marble countertop in the foreground, slightly out of focus, with enough flat surface space to place a product box. Behind the counter: glass cases filled with fresh handmade pasta — tagliatelle, pappardelle, tortellini — and a large selection of whole cheeses, wedges of parmigiano reggiano, pecorino, fresh mozzarella in water. White tile walls, clean wooden shelving with pasta packages and ceramic jars. Soft diffused natural light flooding from the left, airy and bright. busy background, with people rushing through. VERY Shallow depth of field, sharp white marble foreground surface, blurred background. Editorial food photography style, Italian specialty cheese and pasta counter, cool white and warm cream tones, minimal and clean.

Uses 0 credits [Generate](#)

firefly.adobe.com

lock in

- coolicons Ico...
- Online JSON...
- + New Tab
- Fi Adobe Firefly
- Fi Untitled - Mar...
- Untitled - Feb...

Fi < Generate image

Gallery Generate Edit

Get Credits

General settings

Model: GPT Image 1.5

Aspect ratio: Tall (2:3)

Reference images (1/6)

can you drape a cloth over this store. make it know that we are still looking at this specific store front. i dont want to see any logos just a sheet draped over the buildir

Prompt: can you drape a cloth over this store. make it know that we are still looking at this specific store front. i dont want to see any logos just a sheet draped over the building

Clear Subject reference x

Uses 0 credits

Generate

firefly.adobe.com

lock in

- coolicons Ico...
- Online JSON...
- + New Tab
- Fi Adobe Firefly
- Fi Untitled - Mar...
- Untitled - Feb...

Fi < Generate image

Gallery Generate Edit

Get Credits

General settings

Model: GPT Image 1.5

Aspect ratio: Square (1:1)

Reference images (0/6)



Candid photograph of an older Italian woman, late 70s, standing at a small cluttered kitchen stove. Her back is slightly turned, stirring a pot. The kitchen is tiny and cramp...



Prompt

Candid photograph of an older Italian woman, late 70s, standing at a small cluttered kitchen stove. Her back is slightly turned, stirring a pot. The kitchen is tiny and cramped — pots hanging from hooks, jars of preserved tomatoes on shelves, a window above the sink with thin curtains letting in soft afternoon light. Everything is worn and well-used and loved. Warm golden light, slightly overexposed at the window. Film photography, grainy, authentic, no staging. The feeling of walking into your grandmother's kitchen uninvited and being immediately welcomed!

Uses 0 credits

Generate

firefly.adobe.com

lock in

- coolicons Ico...
- Online JSON...
- + New Tab
- Fi Adobe Firefly
- Fi Untitled - Mar...
- Untitled - Feb...

Fi < Generate image

Gallery Generate Edit


Get Credits

General settings

Model: GPT Image 1.5

Aspect ratio: Square (1:1)

Reference images (0/6)



Wide shot of a busy covered Italian market, mid-morning. Stalls piled high with fresh pasta hanging in bundles, whole wheels of parmigiano, bright vegetables, ceramic jars of olives. Warm golden light flooding through high windows and open doorways, casting long beams through the hazy air. People moving through — older men in conversation, a woman examining cheese, a vendor gesturing broadly. Slightly motion-blurred figures to convey noise and life. Warm amber and cream colour palette, high contrast between the lit stalls and the shadowed walkways. Editorial documentary photography, film aesthetic, Italy circa any decade.



Refresh icon | Grid icon | Full screen icon

Prompt

Wide shot of a busy covered Italian market, mid-morning. Stalls piled high with fresh pasta hanging in bundles, whole wheels of parmigiano, bright vegetables, ceramic jars of olives. Warm golden light flooding through high windows and open doorways, casting long beams through the hazy air. People moving through — older men in conversation, a woman examining cheese, a vendor gesturing broadly. Slightly motion-blurred figures to convey noise and life. Warm amber and cream colour palette, high contrast between the lit stalls and the shadowed walkways. Editorial documentary photography, film aesthetic, Italy circa any decade.

Uses 0 credits

Generate

firefly.adobe.com

lock in

- coolicons Ico...
- Online JSON...
- + New Tab
- Fi Adobe Firefly
- Fi Untitled - Mar...
- Fi Untitled - Feb...

Fi < Generate image

Gallery Generate Edit


Get Credits

General settings


Model: GPT Image 1.5

Aspect ratio: Square (1:1)

Reference images (0/6)



A person pausing at the entrance of a warm brick storefront, hand on the door, head slightly tilted down — not rushing in, taking a breath before entering. The world behind them is blurred and cold and busy. Through the glass door ahead, warm amber light. This is the moment between the rush and the relief. The pause before everything slows down. Golden hour light, 35mm film, one person, no eye contact with camera. The feeling of arriving somewhere you've been looking forward to all week.



🔄 📄 🖨️ 🗑️

Prompt

A person pausing at the entrance of a warm brick storefront, hand on the door, head slightly tilted down — not rushing in, taking a breath before entering. The world behind them is blurred and cold and busy. Through the glass door ahead, warm amber light. This is the moment between the rush and the relief. The pause before everything slows down. Golden hour light, 35mm film, one person, no eye contact with camera. The feeling of arriving somewhere you've been looking forward to all week.

🖨️ 🗑️ Uses 0 credits [Generate](#)

- lock in
- coolicons Ico...
- Online JSON...
- + New Tab
- Adobe Firefly
- Untitled - Mar...
- Untitled - Feb...

General settings

Model: GPT Image 1.5

Aspect ratio: Square (1:1)

Reference images (0/6)

Inside a cramped, densely packed specialty grocery store aisle, warm overhead track lighting casting soft pools of light on packed wire shelving units on both sides. Shelves floor to ceiling loaded with imported Italian products — pasta boxes, jarred sauces, olive oils, specialty goods in colourful packaging. One person mid-aisle, slightly turned away, picking something up and reading the label slowly, no rush. The aisle stretches back into a warm haze of more product, more shelves, more to discover. Industrial exposed ceiling pipes above, white walls. The beautiful organised chaos of a store that cares more about what's on the shelf than how it looks. Candid documentary, warm ambient light, 35mm film grain



Refresh icon | Grid icon | Full screen icon

Prompt: Inside a cramped, densely packed specialty grocery store aisle, warm overhead track lighting casting soft pools of light on packed wire shelving units on both sides. Shelves floor to ceiling loaded with imported Italian products — pasta boxes, jarred sauces, olive oils, specialty goods in colourful packaging. One person mid-aisle, slightly turned away, picking something up and reading the label slowly, no rush. The aisle stretches back into a warm haze of more product, more shelves, more to discover. Industrial exposed ceiling pipes above, white walls. The beautiful organised chaos of a store that cares more about what's on the shelf than how it looks. Candid documentary, warm ambient light, 35mm film grain

Uses 0 credits [Generate](#)

- lock in
- coolicons Ico...
- Online JSON...
- + New Tab
- Adobe Firefly
- Untitled - Mar...
- Untitled - Feb...

General settings

Model: GPT Image 1.5

Aspect ratio: Square (1:1)

Reference images (0/6)

Inside a busy Italian specialty deli, a customer standing at a white-tiled counter covered in whole cheese wheels — golden parmigiano, pale pecorino, soft rounds — Download



Prompt
counter surface. A staff member in a dark apron behind the counter, leaning forward mid-conversation, pointing at something. White subway tile wall behind the counter, vintage Italian food posters mounted above. Warm overhead fluorescent light softened by the activity and warmth of the interaction. The counter as a social space, not just a transaction. Candid, genuine, nobody posing. Documentary editorial photography, warm and real, 35mm.

Uses 0 credits Generate


firefly.adobe.comGenerate imageGallery Generate EditGet Credits

General settings

Model: GPT Image 1.5

Aspect ratio: Square (1:1)

Reference images (0/6)



Generate an empty tote bag that is slightly ruffled, outside on a beautiful warm day, blurred background, trees in the background, lush green like in a park, film camera [Download](#)

Prompt: Generate an empty tote bag that is slightly ruffled, outside on a beautiful warm day, blurred background, trees in the background, lush green like in a park, film camera 35mm. not really grainy. woman walking with the tote bag over her shoulder. we cant see much of the woman just mainly the big tote bag. woman is in motion so a little bit of motion blur. tote bag takes up most of the room. tote bag is clean and very visible. looks fresh lamost new

Uses 0 credits [Generate](#)



- lock in
- coolicons Ico...
- Online JSON...
- + New Tab
- Adobe Firefly
- Untitled - Mar...
- Untitled - Feb...

General settings

Model
GPT Image 1.5

Aspect ratio
Square (1:1)

Reference images (0/6)



make an beautiful arstistic image that gives off the vibe of a restuarant being a third place for people to work, spend money etc and relax and enjoy their time



Refresh icon | Grid icon | Copy icon

Prompt
make an beautiful arstistic image that gives off the vibe of a restuarant being a third place for people to work, spend money etc and relax and enjoy their time

Uses 0 credits Generate

lock in

- coolicons Ico...
- Online JSON...
- + New Tab
- Adobe Firefly
- Untitled - Mar...
- Untitled - Feb...

General settings

Model: Gemini 3 (w/ Nano Banana Pro)


Aspect ratio: Square (1:1)

Resolution: 2K

Use Google Search:

Reference images (2/6)

-
-
-



Place the provided Vinnie's logo onto the front face of the moka pot exactly as it would look if it were printed or etched directly onto the metal surface. The logo should follow the slight curve of the pot body, not sit perfectly flat — it wraps ever so slightly with the form. The finish is a subtle matte etching or printed transfer, not a sticker — it feels like it belongs to the object, not applied after. Slightly imperfect — the edges of the logo have a faint roughness, the ink or etch has the quality of something made by hand rather than a machine. The logo catches the same warm light hitting the rest of the pot — a soft highlight across the upper portion, the logo slightly brighter there, slightly darker toward the lower edge. It does not look like a mockup. It looks like a product that was manufactured this way.



Prompt

Place the provided Vinnie's logo onto the front face of the moka pot exactly as it would look if it were printed or etched directly onto the metal surface. The logo should follow the slight curve of the pot body, not sit perfectly flat — it wraps ever so slightly with the form. The finish is a subtle matte etching or printed transfer, not a sticker — it feels like it belongs to the object, not applied after. Slightly imperfect — the edges of the logo have a faint roughness, the ink or etch has the quality of something made by hand rather than a machine. The logo catches the same warm light hitting the rest of the pot — a soft highlight across the upper portion, the logo slightly brighter there, slightly darker toward the lower edge. It does not look like a mockup. It looks like a product that was manufactured this way.

Clear Reference image x Reference image x Uses 0 credits Generate



firefly.adobe.com

lock in

- coolicons Ico...
- Online JSON...
- New Tab
- Adobe Firefly
- Untitled - Mar...
- Untitled - Feb...

Generate image

Fi

Gallery Generate Edit

Get Credits

General settings

Model: Gemini 3 (w/ Nano Banana Pro)

Aspect ratio: Square (1:1)

Resolution: 1K

Use Google Search:

Reference images (2/6)

-
-
-



place the vinnie's design onto the middle of the tote bag. taking about half the size of the bag. make it flow with the wrinkles in the bag looking like its really on there.



Prompt

place the vinnie's design onto the middle of the tote bag. taking about half the size of the bag. make it flow with the wrinkles in the bag looking like its really on there.

Clear Reference image x Reference image x

Uses 0 credits

Generate

- lock in
- coolicons Ico...
- Online JSON...
- + New Tab
- Adobe Firefly
- Untitled - Mar...
- Untitled - Feb...

General settings


Model: Gemini 3 (w/ Nano Banana Pro)

Aspect ratio: Square (1:1)


Resolution: 2K

Use Google Search:

Reference images (2/6)



Gallery Generate Edit Get Credits



please place the design exactly onto the front of the paper bag without changing anything about the design or the Download



Refresh Grid | Full Screen

Prompt: please place the design exactly onto the front of the paper bag without changing anything about the design or the scene. make it flow with the bag and really look like its on the bag

Clear Reference image × Reference image × Uses 0 credits

Arc File Edit View Spaces Tabs Archive Extensions Window Help Mon Mar 2 1:00 AM

firefly.adobe.com

lock in

- coolicons Ico...
- Online JSON...
- + New Tab
- Adobe Firefly
- Untitled - Mar...
- Untitled - Feb...

Fi < Generate image Gallery Generate Edit Get Credits 100%

General settings

Model: Gemini 3 (w/ Nano Banana Pro)

Aspect ratio: Square (1:1)

Resolution: 2K

Use Google Search:

Reference images (2/6)

-
-
-

Image Generation Results:

A plain brown kraft paper coffee bag standing upright on a warm solid oak table. The bag is the tall narrow format Download

Prompt: please place the design exactly onto the front of the paper bag without changing anything about the design or the scene. make it flow with the bag and really look like its on the bag

Clear Reference image x Reference image x Uses 0 credits Generate

- lock in
- coolicons Ico...
- Online JSON...
- + New Tab
- Adobe Firefly
- Untitled - Mar...
- Untitled - Feb...

General settings

Model: GPT Image 1.5

Aspect ratio: Wide (3:2)

Reference images (0/6)



A hand holding a plain white gift card by the corner between thumb and index finger, the card tilted slightly toward the camera so the front face is fully visible. The card is standard credit card size, completely blank white, matte finish, no text, no design, ready for artwork. The fingers are clean and natural, holding just the bottom right corner casually — not posed, not stiff. The background is completely blurred, warm amber and cream bokeh, the suggestion of a warm store interior behind — soft light, nothing identifiable. One soft light source from the upper left hitting the front face of the card, a subtle shadow on the back edge. The card is the sharpest object in the frame, everything behind it dissolving into warmth. Shot on 85mm f1.8, photorealistic, simple and clean.



Prompt
A hand holding a plain white gift card by the corner between thumb and index finger, the card tilted slightly toward the camera so the front face is fully visible. The card is standard credit card size, completely blank white, matte finish, no text, no design, ready for artwork. The fingers are clean and natural, holding just the bottom right corner casually — not posed, not stiff. The background is completely blurred, warm amber and cream bokeh, the suggestion of a warm store interior behind — soft light, nothing identifiable. One soft light source from the upper left hitting the front face of the card, a subtle shadow on the back edge. The card is the sharpest object in the frame, everything behind it dissolving into warmth. Shot on 85mm f1.8, photorealistic, simple and clean.

Uses 0 credits Generate

firefly.adobe.com

- lock in
- coolicons Ico...
- Online JSON...
- + New Tab
- Fi Adobe Firefly
- Fi Untitled - Mar...
- Untitled - Feb...

Fi Generate image

Gallery Generate Edit

Get Credits

General settings


Model
Gemini 3 (w/ Nano Banana Pro)

Aspect ratio
Wide (3:2)

Resolution
2K

Use Google Search

Reference images (2/6)



replace the current green gift card with the one in the reference image



Prompt
replace the current green gift card with the one in the reference image

Clear Reference image x Reference image x

Uses 0 credits **Generate**

lock in

- coolicons Ico...
- Online JSON...
- + New Tab
- Adobe Firefly
- Untitled - Mar...
- Untitled - Feb...

General settings

Model: Gemini 3 (w/ Nano Banana Pro)

Aspect ratio: Landscape (4:3)

Resolution: 2K

Use Google Search:

Reference images (2/6)



place the logo onto the top section of the blackboard. then in the middle place the word fini on it. Download



Prompt: place the logo onto the top section of the blackboard. then in the middle place the word fini on it.

Clear Reference image x Reference image x Uses 0 credits Generate

firefly.adobe.com

lock in

- coolicons Ico...
- Online JSON...

+ New Tab

- Fi Adobe Firefly
- Fi Untitled - Mar...
- Untitled - Feb...

Fi < Generate image

Gallery Generate Edit


Get Credits

General settings

Model: GPT Image 1.5

Aspect ratio: Square (1:1)

Reference images (0/6)



make an beautiful artistic image that gives off the vibe of a restuarant shop being a third place for people to work, spend money etc and relax and enjoy their time



Prompt: make an beautiful artistic image that gives off the vibe of a restuarant shop being a third place for people to work, spend money etc and relax and enjoy their time

Uses 0 credits

Generate

firefly.adobe.com

lock in

- coolicons Ico...
- Online JSON...
- + New Tab
- Fi Adobe Firefly
- Fi Untitled - Mar...
- Untitled - Feb...

Fi < Generate image

Gallery Generate Edit Get Credits

▼ General settings

Model: GPT Image 1.5

Aspect ratio: Square (1:1)

▼ Reference images (0/6)

A premium to-go coffee cup mockup, completely blank white surface, no text, no pattern, no design of any kind on the cup. The cup is a standard tall to-go coffee cup Download



🔄 🗑️

Prompt

finish, and a white lid. The cup is the sharp focal point of the image — perfectly lit, razor sharp, shot at a slight three-quarter angle to show the full front face and slight depth. The cup surface is completely clean and white — a perfect blank canvas. Behind the cup, softly blurred beyond recognition: a warm Italian deli counter scene — the suggestion of glass cases, hanging copper pots, white subway tile walls, warm Edison bulb light, the blurred shapes of people mid-conversation at a counter. The background is pure warm amber and cream bokeh, completely out of focus, existing only to give the cup warmth and context without competing with it. The cup sits on a white marble surface. One strong light source from the upper left casting a soft clean shadow to the right. No reflection

🗑️ 📄 Uses 0 credits Generate

firefly.adobe.com

lock in

- coolicons Ico...
- Online JSON...
- + New Tab
- Adobe Firefly
- Untitled - Mar...
- Untitled - Feb...

Generate image

General settings


Model: Gemini 3 (w/ Nano Banana Pro)

Aspect ratio: Widescreen (16:9)

Resolution: 2K

Use Google Search:

Reference images (1/6)



A wide storefront window mural design spanning eight floor-to-ceiling glass panels across the full front facade of a red brick urban building. Each panel or pair of panels has a distinct...



Prompt

The colour blocking is bold and deliberate — each panel a different solid colour, the illustrations sitting on top in fine linework, the whole facade reading as a single curated gallery from across the street. Flat graphic design, no gradients, no shadows, no dimensional effects, print-ready, the linework fine and human and full of specific detail throughout.

Clear Reference image x

Uses 0 credits Generate

firefly.adobe.com

lock in

- coolicons Ico...
- Online JSON...
- + New Tab
- Fi Adobe Firefly
- Fi Untitled - Mar...
- Untitled - Feb...

Fi Generate image

Gallery Generate Edit



[Get Credits](#)

General settings

Model: Gemini 2.5 (w/ Nano Banana)

Aspect ratio: Wide (3:2)

Reference images (2/4)



Two identical dark bordeaux-coloured glass wine bottles stand upright side by side on the white marble surface, positioned slightly left of centre, separated by approx



Prompt

between them. The bottles are the absolute sharp focal point of the entire image — razor crisp from the base to the cork, everything behind them progressively blurring into the warm deli bokeh. Both bottles are the same classic Bordeaux bottle shape — straight sides, defined shoulders, long neck, natural cork stopper flush with the top. The glass is very dark burgundy-black, the kind that is almost opaque, with a very subtle deep red when backlit. The bottle on the left has a clean bright white rectangular label centred on its body — the label is smooth, uncoated matte paper, perfectly affixed with no bubbles or curling, the label face completely blank white with no text, no design, no markings whatsoever, pure white ready for design. The bottle on the right has a deep charcoal near-black rectangular label of identical dimensions centred on its body — same matte paper texture, same perfect placement, completely blank dark surface with no text, no design, no

Clear Reference image x Reference image x

Uses 0 credits [Generate](#)

firefly.adobe.com

lock in

- coolicons Ico...
- Online JSON...
- + New Tab
- Fi Adobe Firefly
- Fi Untitled - Mar...
- Untitled - Feb...

Generate image

Fi

Gallery Generate Edit

Get Credits


General settings

Model: Gemini 2.5 (w/ Nano Banana)

Aspect ratio: Wide (3:2)

Reference images (3/4)

-
-
-



Take this exact product shot of two dark wine bottles standing on a white marble counter with a blurred deli scene behind them. Place the provided label designs dire Download ...



↶ ⌵ ⌵

Prompt

Take this exact product shot of two dark wine bottles standing on a white marble counter with a blurred deli scene behind them. Place the provided label designs directly onto the bottles. The left bottle receives the white label, the right bottle receives the dark label. Each label should sit centred on the bottle body at the same height, perfectly flush against the glass with no bubbles, no warping, no curling edges. The label surface should catch the soft light source coming from the upper left — a subtle highlight across the upper portion of each label face, a very slight shadow toward the lower right edge. The label paper should feel physically adhered to the bottle — not floating, not composited, actually on the glass. The rest of the image remains completely untouched — same marble surface, same blurred background, same lighting, same shadows beneath the bottles. Just the labels added, nothing else changed.

Clear Reference image x Reference image x Reference image x Uses 0 credits Generate

firefly.adobe.com

lock in

- coolicons Ico...
- Online JSON...
- + New Tab
- Fi Adobe Firefly
- Fi Untitled - Mar...
- Untitled - Feb...

Fi < Generate image

Gallery Generate Edit

Get Credits

General settings



Model
Gemini 3.1 (w/ Nano Banana 2)

Aspect ratio
Widescreen (16:9)

Resolution
2K

Use Google Search

Reference images (1/6)



A full height rectangular illustration in the style of loose expressive Italian ink drawing — bold black brushwork on a pure white background, the same energy as a ha [Download](#)



Refresh

Prompt

branches with small round olives, hanging clusters of grapes with individual circular berries, lemon halves and whole lemons with leaves, flowing scrollwork and vine tendrils weaving everything together, fragments of Italian church towers and arched stone architecture rising through the botanical elements, loose calligraphic swirling lines moving between the organic forms. The brushwork is confident and fast — thick strokes, slightly imperfect, visibly hand-drawn, the same loose expressive quality as a skilled illustrator working in ink. The left side and right side are dense, full, no white space — every inch filled with overlapping botanical and architectural elements. In the centre third of the image, the illustration naturally parts — the vines and branches curve outward to the left and right as if growing away from the centre, the scrollwork arcing around an empty space, creating a clean natural oval void in the middle of the composition. The oval

Clear Reference image x

Uses 0 credits [Generate](#)

firefly.adobe.com

lock in

- coolicons Ico...
- Online JSON...
- + New Tab
- Adobe Firefly
- Untitled - Mar...
- Untitled - Feb...

Fi < Generate image

Gallery Generate Edit

General settings



Model: Gemini 3 (w/ Nano Banana Pro)

Aspect ratio: Standard (4:5)


Resolution: 1K

Use Google Search:

Reference images (1/6)



Using this exact pasta box as the base reference — keep the box shape, proportions and dimensions completely identical, do not widen or resize the box in any way. Download



Prompt
VERY FAINTLY cover the entire blue part of the box Second: place the provided wrapper design onto the white label band exactly as it is — do not resize the box to fit the label, instead crop the label naturally to fit the existing white band width, the illustration bleeding off both side edges so only the centre portion of the label is visible, with "penne" and "vinnie's" remaining perfectly centred and fully readable in the middle. The label sits flush and flat across the band, no warping, no distortion. Third: change the pasta visible through both clear windows from farfalle to penne — short diagonal-cut dry pasta tubes, warm golden colour, filling the window naturally. Everything else completely unchanged — same proportions, same window size and position, same neutral background, same three-quarter angle, same lighting.

Clear Reference image x

Uses 0 credits Generate

firefly.adobe.com

lock in

- coolicons Ico...
- Online JSON...
- + New Tab
- Adobe Firefly
- Untitled - Mar...
- Untitled - Feb...

Fi < Generate image

Gallery Generate Edit

General settings


Model
Gemini 3 (w/ Nano Banana Pro)

Aspect ratio
Standard (4:5)


Resolution
1K

Use Google Search

Reference images (2/6)



Using this exact penne pasta box as the base — keep everything completely identical, the box shape, dimensions, proportions, the window panels, the background, tl Download



Prompt
Using this exact penne pasta box as the base — keep everything completely identical, the box shape, dimensions, proportions, the window panels, the background, the lighting, the three-quarter angle. Two changes only. First: change the box body colour from the current medium blue to a deep rich forest green — a muted dark green that matches and complements the deep green tone of the rigatoni wrapper illustration, earthy and natural, not bright or lime, the kind of green that reads as premium and Italian. Keep the faint botanical illustration detail that is currently printed on the box body — the same olive branch and vine motifs remain visible as a subtle tone-on-tone detail on the new green body, just in a slightly lighter green rather than white. Second: replace the current label on the white centre band with the provided rigatoni green wrapper design — the green botanical illustration on white, cropped naturally at both side edges so the centre text

Clear Reference image x Reference image x Uses 0 credits **Generate**

firefly.adobe.com

lock in

- coolicons Ico...
- Online JSON...
- + New Tab
- Adobe Firefly
- Untitled - Mar...
- Untitled - Feb...

Fi < Generate image

Gallery Generate Edit

General settings

Model
Gemini 3 (w/ Nano Banana Pro)

Aspect ratio
Wide (3:2)

Resolution
1K

Use Google Search

Reference images (2/6)



place the label cleanly onto the container without changing anything else. stretch it to fit properly.



Prompt
place the label cleanly onto the container without changing anything else. stretch it to fit properly

Clear Reference image x Reference image x

Uses 0 credits **Generate**

firefly.adobe.com

lock in

- coolicons Ico...
- Online JSON...
- + New Tab
- Adobe Firefly
- Untitled - Mar...
- Untitled - Feb...

Fi < Generate image

Gallery Generate Edit Get Credits

General settings

Model: Gemini 3 (w/ Nano Banana Pro)

Aspect ratio: Wide (3:2)

Resolution: 1K

Use Google Search

Reference images (2/6)



place the label cleanly onto the container without changing anything else. Download



Prompt: place the label cleanly onto the container without changing anything else.

Clear Reference image x Reference image x Uses 0 credits Generate

firefly.adobe.com

lock in

- coolicons Ico...
- Online JSON...
- + New Tab
- Fi** Adobe Firefly
- Fi Untitled - Mar...
- Untitled - Feb...

Fi < Generate image

Gallery Generate Edit Get Credits

General settings


Model: Gemini 3 (w/ Nano Banana Pro)

Aspect ratio: Wide (3:2)

Resolution: 1K

Use Google Search:

Reference images (4/6)



place the three different kinds of pasta onto the empty shelf that is there. do NOT change anything about the shelves or the pasta. make the pasta boxes clearly visible Download



Prompt: place the three different kinds of pasta onto the empty shelf that is there. do NOT change anything about the shelves or the pasta. make the pasta boxes clearly visible and show the different kinds. you can have 6 rows. 2 of each kind. neatly stacked visible outwards

Clear Reference image x Reference image x Reference image x Reference image x Uses 0 credits **Generate**

firefly.adobe.com

lock in

- coolicons Ico...
- Online JSON...

+ New Tab

- Adobe Firefly
- Untitled - Mar...
- Untitled - Feb...



Fi < Generate image

General settings

Model
Gemini 2.5 (w/ Nano Banana)

Aspect ratio
Widescreen (16:9)

Reference images (1/4)



remove the black bar / awning and the white vinnies text.



Refresh

Prompt
remove the black bar / awning and the white vinnies text.

Clear Reference image x

Uses 0 credits **Generate**

firefly.adobe.com

lock in

- coolicons Ico...
- Online JSON...

+ New Tab

- Fi Adobe Firefly
- Fi Untitled - Mar...
- Untitled - Feb...

Fi < Generate image




Gallery Generate Edit

General settings


Model
Gemini 2.5 (w/ Nano Banana)

Aspect ratio
Square (1:1)

Reference images (1/4)



the espresso cup is white ceramic, change nothing else make no other changes



Prompt
the espresso cup is white ceramic, change nothing else make no other changes

Clear Reference image x

Uses 0 credits **Generate**

firefly.adobe.com

lock in

- coolicons Ico...
- Online JSON...

+ New Tab

- Fi Adobe Firefly
- Fi Untitled - Mar...
- Untitled - Feb...

Fi < Generate image


Gallery Generate Edit

General settings


Model
Gemini 2.5 (w/ Nano Banana)

Aspect ratio
Square (1:1)

Reference images (1/4)



change the coffee cup to a regular coffee mug full of coffee make no other changes the mug is a white ceramic



Prompt
change the coffee cup to a regular coffee mug full of coffee make no other changes the mug is a white ceramic

Clear Reference image x

Uses 0 credits **Generate**

firefly.adobe.com

lock in

- coolicons Ico...
- Online JSON...
- + New Tab
- Fi Adobe Firefly
- Fi Untitled - Mar...
- Untitled - Feb...

Fi < Generate image

Gallery Generate Edit

Get Credits

General settings


Model: Gemini 3 (w/ Nano Banana Pro)

Aspect ratio: Square (1:1)

Resolution: 1K

Use Google Search:

Reference images (2/6)



place the vinnies logo exactly as included in the reference imager onto the middle of the espresso cup without changing ANY other details. Download



Refresh

Prompt: place the vinnies logo exactly as included in the reference imager onto the middle of the espresso cup without changing ANY other details.

Clear Reference image x Reference image x

Uses 0 credits **Generate**

firefly.adobe.com

lock in

- coolicons Ico...
- Online JSON...
- New Tab
- Adobe Firefly
- Untitled - Mar...
- Untitled - Feb...

Fi Generate image

Gallery Generate Edit

General settings

Model: Gemini 3 (w/ Nano Banana Pro)

Aspect ratio: Square (1:1)

Resolution: 1K

Use Google Search:

Reference images (2/6)

-
-
-

place the small apostrophe logo exactly as included in the reference imager onto the middle of the espresso cup without changing ANY other details.

Download

Prompt: place the small apostrophe logo exactly as included in the reference imager onto the middle of the espresso cup without changing ANY other details.

Clear Reference image x Reference image x

Uses 0 credits **Generate**

firefly.adobe.com

lock in

- coolicons Ico...
- Online JSON...
- + New Tab
- Fi Adobe Firefly
- Fi Untitled - Mar...
- Untitled - Feb...

Fi < Generate image

Gallery Generate Edit


[Get Credits](#)

General settings

Model: GPT Image 1.5

Aspect ratio: Square (1:1)




Reference images (0/6)



A plain white crew neck t-shirt casually crumpled and slightly wrinkled, laid flat on a warm light grey linen surface. The shirt has natural folds and soft creases — not perfectly flat, not balled up, just the way a t-shirt looks when you toss it down. The grey linen background creates a gentle contrast against the white cotton. Soft diffused light from the upper left, subtle shadows in the folds. Shot directly from above. Blank, no text, no design. Product photography, natural and relaxed.

[Download](#)



Prompt

A plain white crew neck t-shirt casually crumpled and slightly wrinkled, laid flat on a warm light grey linen surface. The shirt has natural folds and soft creases — not perfectly flat, not balled up, just the way a t-shirt looks when you toss it down. The grey linen background creates a gentle contrast against the white cotton. Soft diffused light from the upper left, subtle shadows in the folds. Shot directly from above. Blank, no text, no design. Product photography, natural and relaxed.

Uses 0 credits [Generate](#)





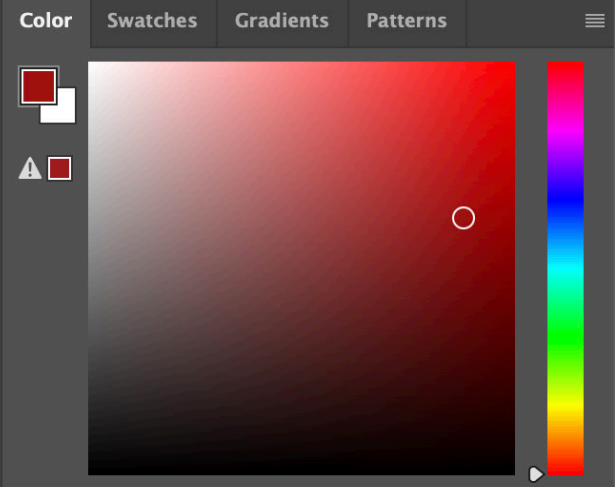
vinnies

beautifully crafted local coffee

coffee name

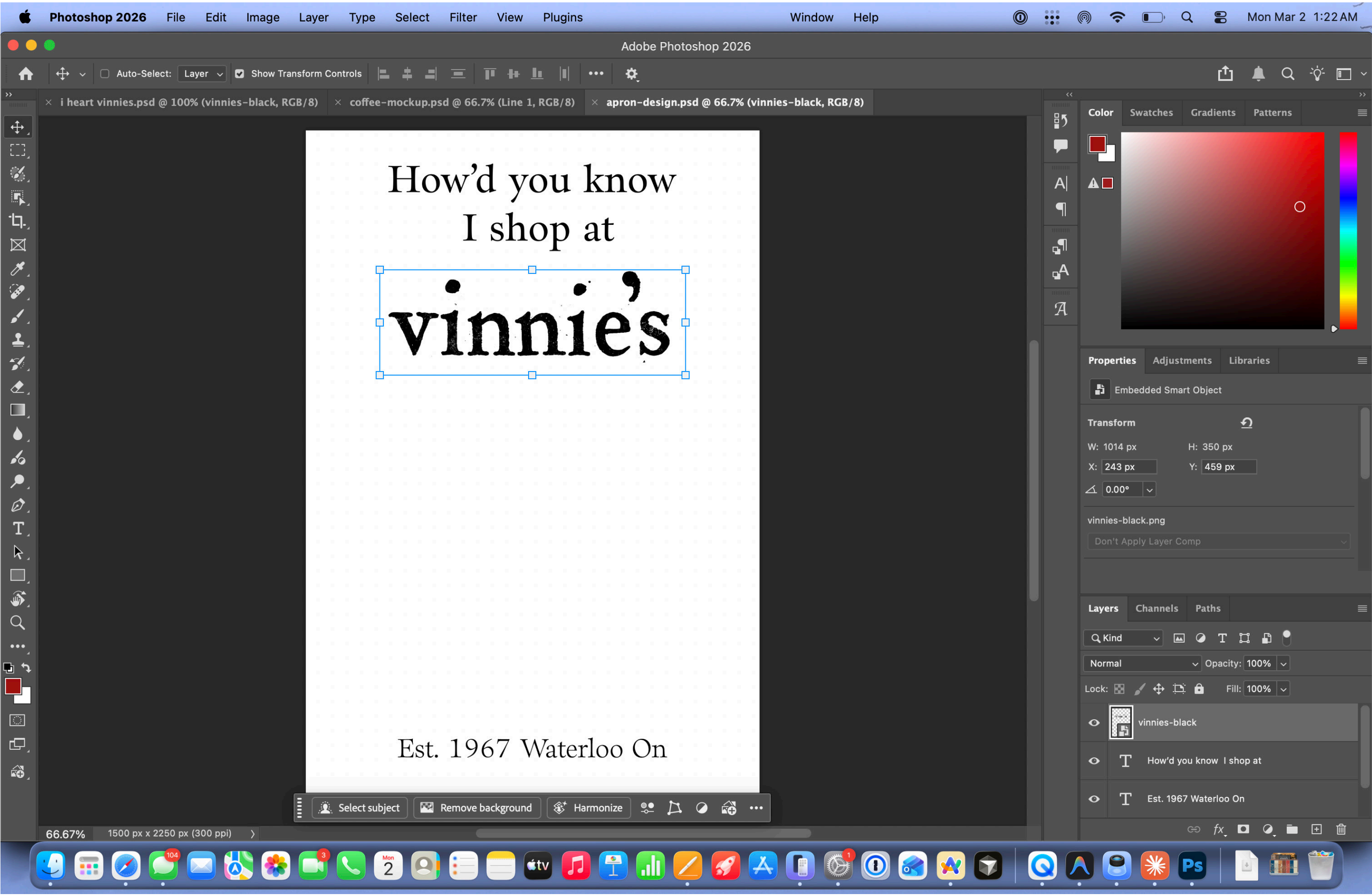
roast date

waterloo ontario



Properties panel showing Shape Properties, Transform (W: 1184 px, X: 157 px, H: 1 px, Y: 1520 px), and Appearance (Fill: red).

Layers panel showing three layers: 'Line 1', 'roast date', and 'Line 1'. The 'roast date' layer is selected.



How'd you know
I shop at
vinnies

Est. 1967 Waterloo On

Color Swatches Gradients Patterns

Properties Adjustments Libraries

Embedded Smart Object

Transform

W: 1014 px H: 350 px
X: 243 px Y: 459 px
0.00°

vinnies-black.png
Don't Apply Layer Comp

Layers Channels Paths

Kind

Normal Opacity: 100%

Lock: Fill: 100%

- vinnies-black
- T How'd you know I shop at
- T Est. 1967 Waterloo On

Select subject Remove background Harmonize



firefly.adobe.com

lock in

- coolicons Ico...
- Online JSON...
- + New Tab
- Fi Adobe Firefly
- Fi Untitled - Mar...
- Untitled - Feb...

Fi < Generate image

Gallery Generate Edit

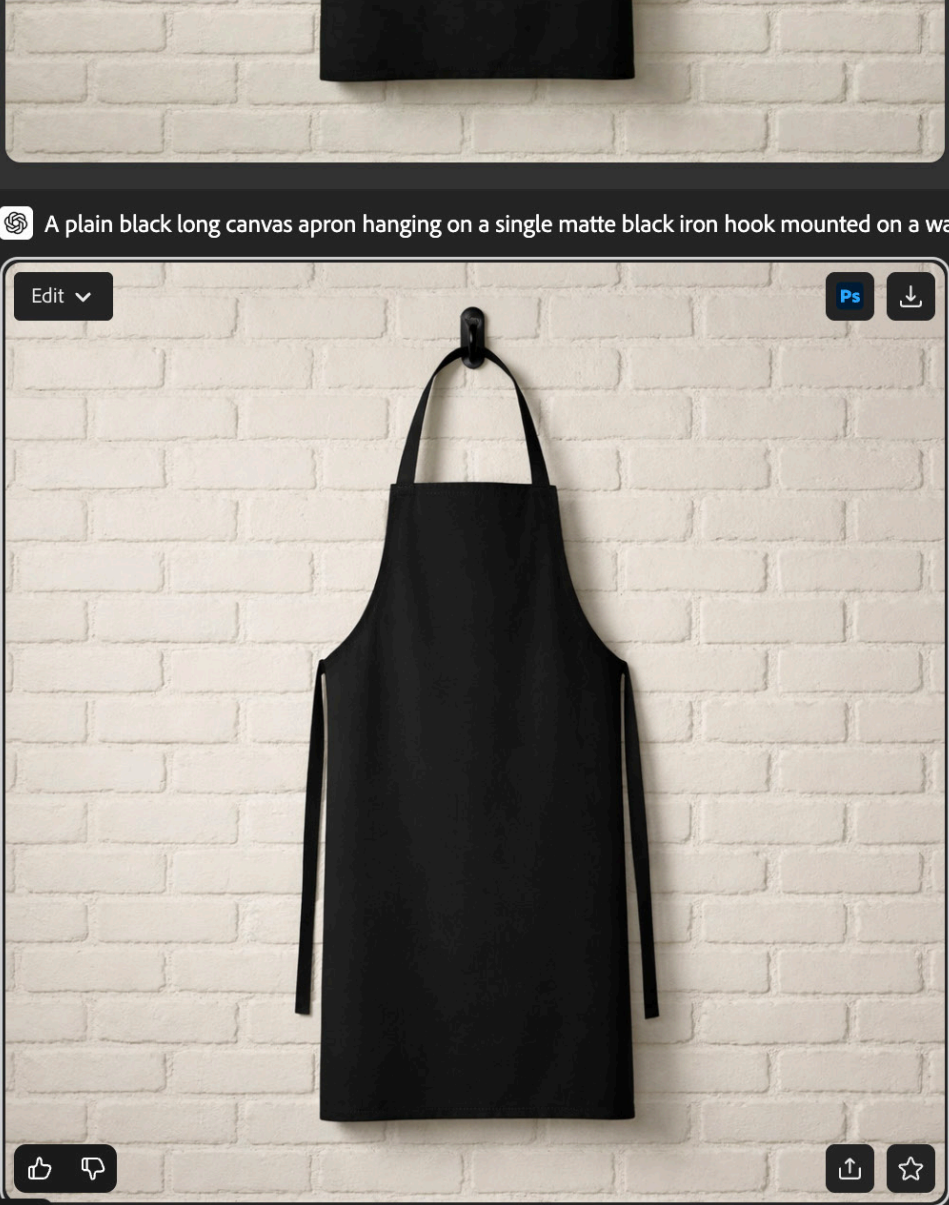
Get Credits

General settings

Model: GPT Image 1.5

Aspect ratio: Square (1:1)

Reference images (0/6)



A plain black long canvas apron hanging on a single matte black iron hook mounted on a warm white brick wall. The apron is completely flat and smooth, deep matte black, the strings hanging close on both sides. The white brick behind it creates a strong clean contrast. One soft light source from the upper left casting a very gentle shadow to the right of the apron. Nothing else in the frame. Shot straight on, centred. Blank, no text, no markings, ready for design. Product photography, simple and strong.

Prompt

Uses 0 credits

Generate

firefly.adobe.com

- lock in
- coolicons Ico...
- Online JSON...
- + New Tab
- Adobe Firefly
- Untitled - Mar...
- Untitled - Feb...

Generate image

Gallery Generate Edit

Get Credits

General settings


Model
Gemini 3 (w/ Nano Banana Pro)

Aspect ratio
Square (1:1)

Resolution
2K

Use Google Search

Reference images (2/6)



place the text design onto the apron without making any other changes to the design. change the font to a pure white.



Refresh icon | Settings icon

Prompt
place the text design onto the apron without making any other changes to the design. change the font to a pure white.

Clear Reference image Reference image

Uses 0 credits **Generate**